

Shinagawa Waste Collection Office, Shinagawa Branch

1-14-1 Osaki, Shinagawa City 141-0032

Tel: 3490-7051 Fax: 3490-7041

【Access】

8-minute walk from the South Exit of JR
Osaki Station

1-minute walk from the Irukibashi Stop
(Tokyu Bus Line)

【Business Hours】

8 a.m. to 4 p.m.



Ebara Branch of the Shinagawa Waste Collection Office

1-10-11 Hiratsuka, Shinagawa City 142-0051

Tel: 3786-6552 Fax: 3783-5780

【Access】

3-minute walk from Togoshi-Ginza Sta.
(Tokyu Ikegami Line)

4-minute walk from Togoshi Sta. (Toei
Asakusa Line)

【Business Hours】






8 a.m. to 4 p.m.



Shinagawa City

How to Separate and Dispose of Waste and Recyclable Items

Please fill in the collection days of the week (Please see the list on page 17 and 18.)

 Combustible waste		P1・2
 Ceramics, glass and metals items		P3・4
 Recyclables		P5~8
 Large sized trash (For home use) Pre-registration system and pay	It is a large garbage length of one side is more than 30cm.  Shinagawa City Bulk Waste Phone Center ☎03-5715-1122 * Phone service is available Monday through Saturday (including national holidays) from 8 a.m. to 9 p.m. * Reservations can be made on the Internet 24 hours a day. https://www.tokyosodai.jp/shinagawa/index.html	P9・10

Put out all waste and recyclable items on the designated day **by 8 a.m.**
The staff will start collecting at 8 a.m. and they will go along the route.

※ Put out combustible waste items by 7:30am in the early collection area.

Inquiries
 Shinagawa Office **3490-7051**
 Ebara Office **3786-6552**
 Recycling Promotion Division **3490-7098**

Published in 2015

Combustible waste

Door-to-door collection
Put out by **8 a.m.** on the designated day.
The staff will start collecting at 8 a.m.
and they will go along the route.
※ Put out combustible waste items by
7:30am in the early collection area.

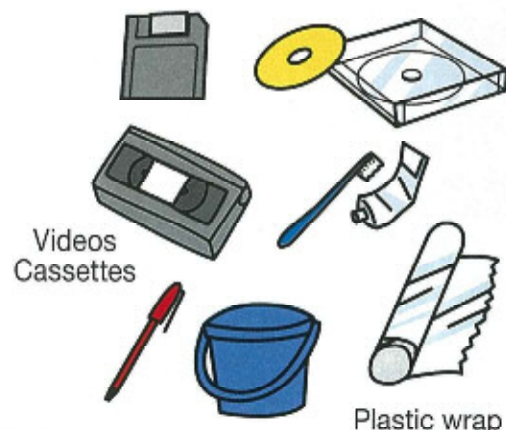
Shinagawa City pre-paid stickers are required for waste from business operations.

Plastics

Not washed plastic containers and packaging



Other types of plastics



Rubber Goods



Rubber boots



Rubber gloves



Rubber balls

Other rubber goods

Leather Goods



Shoes



Bags



School bags

Other leather goods

Question Q&A

Q Leather is now combustible waste, but what should I do about the metal parts?

A Put out leather items as combustible waste even if you can't remove the metal. Put removed metal parts in with ceramic, glass and metal waste.



Food waste



Disposable diapers (remove feces before disposing)



Small amounts of branches, leaves, grass or flowers (Length must be less than 30cm)



Paper soap powder boxes



Cold packs



Scrap paper



Desiccants

Question Q&A

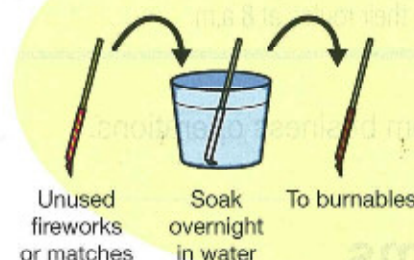
Q How Should I dispose of cooking oil?

A Soak up the oil with cloth or paper, or solidify with a coagulating agent.



Question Q&A

Q How should I dispose of unused fireworks or matches?



A Place in a bucket of water overnight. Once they are thoroughly wet, put them out as combustible waste.



OR



Even with "covered waste bins", you should still use a "see-through bag".

Bird nets

The city office will **provide** birds nets to condominium and apartment complexes.
Please ask the Shinagawa City Waste Collection Office.

The nets are weighted.



Important Points

- Drain off all liquids from wet food waste.
- Soak up cooking oil with cloth or paper, or solidify using a coagulating agent.
- Remove feces from disposable diapers.
- When putting out several plastic grocery bags, please tie them together.
- For unnecessary gardening soil, carry it to the designated reception center.

Shinagawa City collects combustible waste and ceramic, glass, and metal items door-to-door.

- For condominiums or apartment buildings, place bagged waste in the designated location for your building.
- For houses, place bagged waste near the entrance to your home or just outside the entrance gate, always in the same location. (If you have just moved in, please contact Shinagawa City Waste Collection Office for more information.)
- If you are over 70 or have physical difficulty putting out **combustible waste** and have no one to help you, please contact the Shinagawa City Waste Collection Office to arrange for special pick-up.

Large Amounts of Household Waste (fee required)

Contact the Shinagawa City Waste Collection Office ahead of time to put out a large amount of waste at once (for example, if you are moving or if you have a lot of trimmed tree branches for disposal).


*Combustible waste is limited to 4 45 liter bags per collection day.

Ceramic, glass, and metal items

Door-to-door collection
Put out by 8 a.m. on the designated day.
Workers begin collecting waste along
their routes at 8 a.m.

Shinagawa City pre-paid stickers are required for waste from business operations.

Ceramics, Glass



Dangerous items should be thickly wrapped in newspaper. Write **KIKEN** (danger) in large letters.

Metal Items



Dangerous items should be thickly wrapped in newspaper. Write **KIKEN** (danger) in large letters.

Gas Cassettes, Spray Cans, Lighters



Put gas cassettes, spray cans and lighters in a separate bag from other metal items.



Use up or empty all gas cassettes, spray cans or lighters before placing in a "see-through bag".

Question Q&A

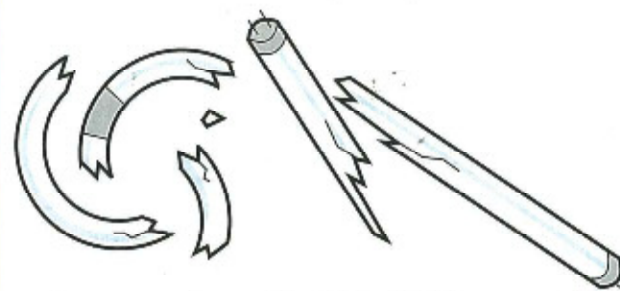
Q Can I dispose of spray cans and lighters as metal items?

A Put it out after it is as empty as possible.

When you dispose of a can where all gas is not used up, put it out in a plastic bag with a sign "Not Empty".

Broken Fluorescent Tubes

Please put out a fluorescent lamp that is not cracked as resources (see P6).



Incandescent Light Bulbs



Dangerous items should be thickly wrapped in newspaper. Write **KIKEN** (danger) in large letters.

Method



Use a clear or semi-clear bag.

OR



For covered garbage cans, first place waste in a clear/semi-clear bag.

Question Q&A

Q I'd like to throw out just one rice bowl.

Q I want to throw away the umbrella that are no longer needed.

A Indicate clearly that the item is waste.



Important Points

- Blades, glass and mirrors should be thickly wrapped in newspaper or waste paper. Write **KIKEN** (danger) in large red letters on the newspaper.
- Use up or empty the contents of all gas cassettes, spray cans and lighters, and separate them from other metal items.
- Earth, sand or rocks will not be collected. Please contact the Shinagawa City Waste Collection Office for more information on disposing such items.
- For unnecessary gardening soil, carry it to the designated reception center.
- Injection needle that are no longer needed in the home care can not be recovered in the ward (see P11)

Shinagawa City collects **combustible waste** and **ceramic, glass, and metal items** door-to-door.

- For condominiums or apartment buildings, place bagged waste in the designated location for your building.
- For houses, place bagged waste near the entrance to your home or just outside the entrance gate, always in the same location. (If you have just moved in, please contact Shinagawa City Waste Collection Office for more information.)
- If you are over 70 or have physical difficulty putting out **ceramic, glass, and metal items** and have no one to help you, please contact the Shinagawa City Waste Collection Office to arrange for special pick-up.

Large Amounts of Household Waste (fee required)

Contact the Shinagawa City Waste Collection Office ahead of time to put out a large amount of waste at once (for example, if you are moving or have a lot of trimmed tree branches for disposal)

*Ceramic, glass, and metal items are limited to 4 45 liter bags per collection day.

Recyclable resources

Designated Collection Station
Put out recyclables by 8 a.m. on the designated day. Five different types of trucks will begin collecting from 8 a.m.



Shinagawa City pre-paid stickers are required for waste from business operations.

1 Newspapers, Circulars



2 Magazines, Books



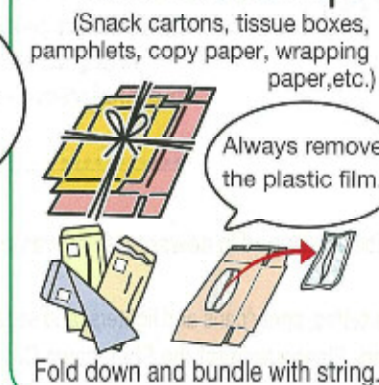
3 Corrugated Cardboard



4 Drink Cartons



5 Paper Boxes, * Miscellaneous Paper



1~5

- Properly separate paper recyclables by type and tie them in individual bundles.



• See page 7 for paper not collectable as recyclable resources.

6 Bottles (foods/beverages)



7 Cans (foods/beverages)



8 PET bottles



6~8

- Rinse cans and bottles
- Remove caps and separate by type of material.
- Place sorted items into recycle boxes or see-through bags.



- Broken or cracked bottles and 18L large-capacity cans should be put out as **ceramic, glass, and metal items** on the designated collection day.
- Dirty or oily items or items containing cigarette butts cannot be recycled.

*Miscellaneous paper includes recyclable paper such as circulars, paper bags, envelopes, cardboard mounting boards, memo paper, etc. Place torn paper and small paper scraps in an envelope, etc.

Question Q&A

Q I don't understand the standards for separating plastic packaging.



← Look for this mark.



A Plastic packaging is wrapping or a product container marked with a (recyclable plastic) symbol.

9 Clean Packaging or Containers

- Rinse and place in a see-through bag.



If it has a mark, it is a recyclable plastic.

- Hard-to-clean plastic packaging, toys, stationery items, or other general plastic products are **combustible waste**.

10 Intact fluorescent lights

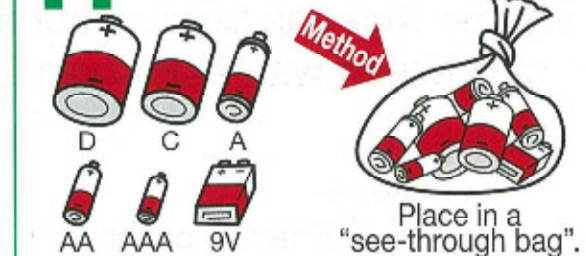
- To prevent breaking, package used fluorescent lights in their original boxes/tubes or wrap them in newspaper.
- At the collection station, place packed items on their long sides to avoid breakage.



- Broken lights should be put out with **ceramic, glass, and metal items**.

The mercury inside can also be recycled.

11 Disposable Batteries (D-AAA, 9V)



Take rechargeable and button batteries to recycle boxes at cooperating stores.
※ Please refer to P14.

Important Points

- The collection vehicles and times change for different types of recyclable resources.
- Do not use a recyclable resources collection station to dispose of regular waste.

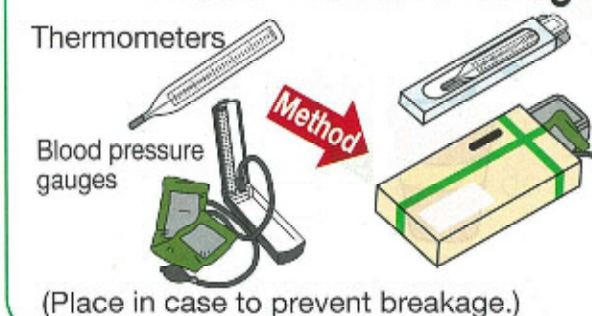
combustible waste **ceramic, glass, and metal items** **Bulky Waste**

Do not put out at the Recyclable resources collection station.

Shinagawa City collects recyclable resources at designated collection stations.

- If you are over 70 or have physical difficulty putting out **recyclable resources** and have no one to help you, please contact the Shinagawa City Waste Collection Office to arrange for special pick-up.

12 Mercury Thermometers, Blood Pressure Gauges



Paper Items that Cannot be Collected as Recyclable Resources

The following items are not suitable for recycling and cannot be collected as recyclable resources.

Please put them out as combustible waste.

- Thermal paper (fax paper, receipts), iron on transfer paper, carbon paper, carbonless copy paper
- Braille paper (paper that expands when exposed to heat)
- Paper that is not clean or has a smell attached to it (paper boxes for detergent and incense, pizza boxes, etc.)
- Envelopes with (plastic) windows, envelopes covered with adhesive, peel apart postcards
- Photographic paper pictures, inkjet photo paper
- Paper that is not clean such as used tissues
- Paper that has been waterproofed, coated in plastic, or covered with aluminum foil



Thermal paper
(receipts, fax paper)



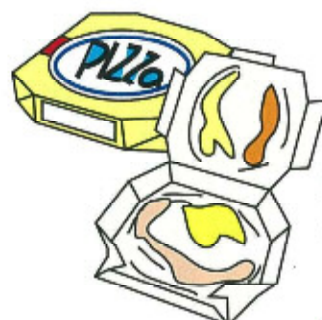
Carbon paper
(sales slip copies)



Used
tissues



Pictures, photo paper



Dirty and scented paper
(pizza and detergent boxes)



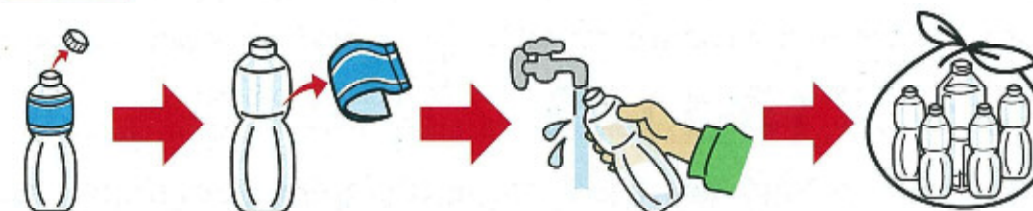
Waterproofed paper and paper
covered in aluminum foil

Separation point of PET bottles

Point 1 Remove the cap. (Cap, please be served in plastic containers and packaging)

Point 2 Remove the label. (Label, please be served in plastic containers and packaging)

Point 3 Rinse



Bottle, fractional point of cans

Point Rinse

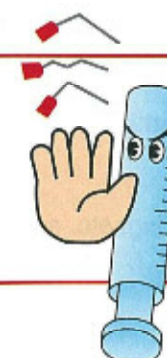


Plastic containers and packaging point of that is not dirty

Point 1 Check if "Pura-mark" is on the package

Point 2 Rinse the package

Please make sure no contents (such as food) are left in the package. Please put out as a resource. I will lead to weight loss of garbage to burn.



Note!! (All of the above)

Please do not put the dangerous goods inside!

Bulky Waste (fee charged, reservation required)

Business system of bulky waste is not collected

Out of the home, it is a large trash the length of one side is more than 30cm.

《Procedure how out》

- ① To an application by phone or the Internet to - Shinagawa bulky waste reception center

03-5715-1122

Hours: Monday to Saturday
8 am to 9 pm holidays am also available

The internet <https://www.tokyo-sodai.jp/shinagawa/index.html>

Please refer to the 24-hour reception Shinagawa Homepage

- ② Buy the tickets at the convenience stores in Shinagawa-Ward.

In Japanese, it is called "Sodai gomi shori ken".
(Bulky Waste proceeding ticket)



- ③ Put out a bulky waste

**And scheduled to arrive
the collection in your home**

Reception center - please put out to the location
you specified at the time of application, such as
the front door by 8 am and put a bulky waste
processing ticket you have purchased in the
collection date, which is guided by the

- I collected in order from 8 am
- You do not need to attend

**I will bring directly to the specified
location on your own**

Reception center - "Shinagawa recycling center
-" to the guided bring day (Sunday) from 9:00
am to put a bulky waste processing ticket that
was purchased before 4:00 pm in please bring
your to "Recycling center - in, please follow the
staff's instructions"

- ① we will verify your identity
- ② I will guide you through the place where down the bulky waste
- ③ Please drop off bulky waste from the car

Carry-Out Service

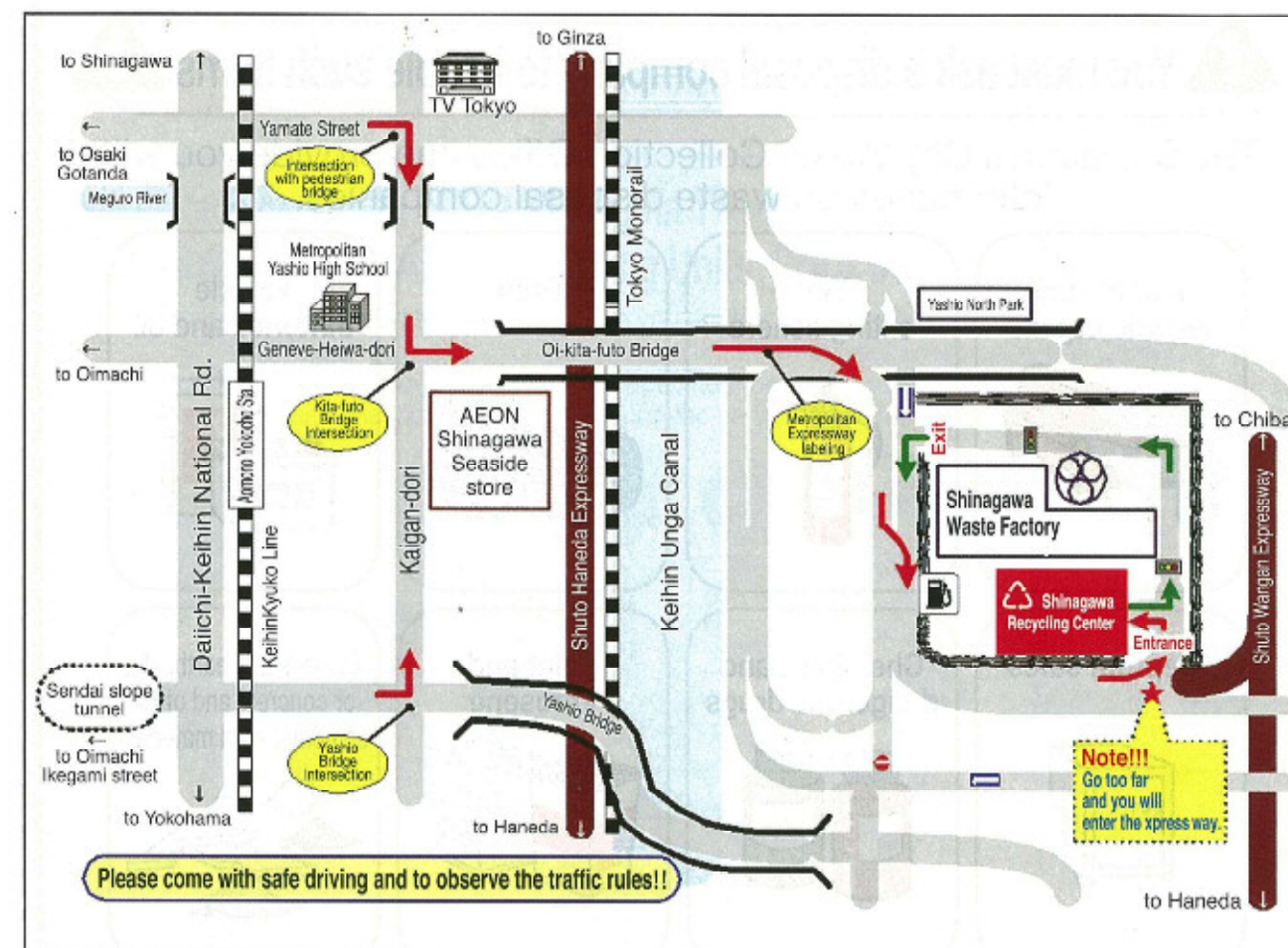


Carry-out service for bulky waste is provided only for persons who have no family or other persons nearby who can help and are 65 or older or have a physical difficulty.
Persons requesting carry-out service will be queried concerning these matters.

*Requests for large amounts of bulky waste after moving, etc. and sudden requests may be refused.

Sunday Location for Carry-In Bulky Waste

Shinagawa City Resource Center 1-4-1 Yashio, Shinagawa City



Please note the following:

- Televisions, refrigerators, freezers, washing machines, dryers, air conditioning units, computer drives, and computer displays are not bulky waste and will not be collected. (see P12~13)
- Furniture and other usable items may be sold at a Ribbon Recycle Shop.



Bulky waste from businesses cannot be brought directly to the Resource Center. Waste collection office branches and the Resource Center will provide information on private sector companies offering collection services.

Items That Cannot Be Collected

The following items are dangerous or hazardous and cannot be collected.

! You must ask a disposal company to handle such items. !

The Shinagawa City Waste Collection Office can provide you with information on waste disposal companies.

Pianos and electric organs



Fire extinguishers



Tires



Vehicle batteries and oil



Fireproof safes



Chemicals and dangerous drugs



Paint and kerosene



Stone, sand, earth, tile, or concrete and other cement-based materials



Shinagawa City Waste Collection Office
Shinagawa Office ☎3490-7051
Shinagawa City Waste Collection Office
Ebara Office ☎3786-6552

Disposal of needles used for home medical treatment

Please take all used needles to a **pharmacy** showing a **Pharmacy Handling Disposal of Used Needles** sign.



Signage at pharmacies handling disposal of used needles.

Question Q&A

Q How do I dispose of used intravenous tubes and needles used for home medical treatments?



A Intravenous tubes can be put out as burnable waste. Needles should be taken a pharmacy that handles disposal of used needles.

You can also contact the Appliance Recycling Call Center.

Items Must be Recycled by the Manufacturer

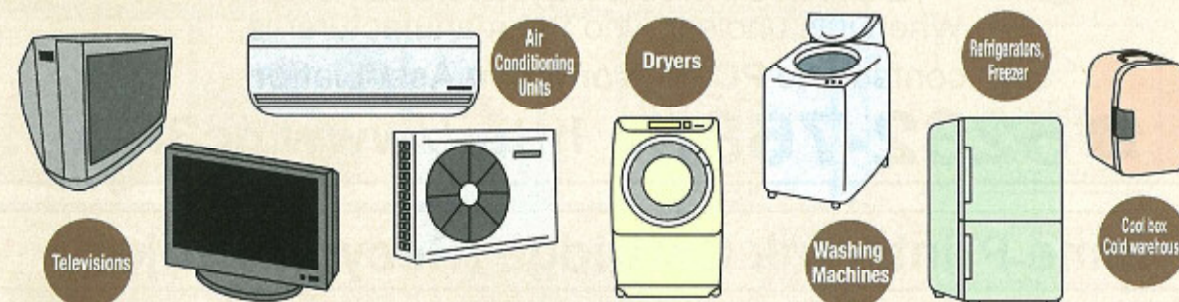
The following items are not bulky waste and will not be collected: televisions, refrigerators/freezers, washing machines, air conditioners, Dryers, cell phones, motorcycles, computers and computer monitors.

Televisions (including LCD and plasma TVs), Refrigerators, Freezer, Washing Machines, Dryers, Air Conditioning Units, Cool box, Cold warehouse

Have these items recycled at the store where you are buying a replacement or the store where you originally bought the item. You can also contact the Appliance Recycling Call Center.

A recycle fee has been specified for every manufacturer.

However, the collection and transportation fee varies depending on individual condition.



Inquiries **Appliance Recycling Call Center**

☎5296-7200

Association for Electric Home Appliances, Appliance Recycling Ticket Center

<http://www.rkc.aeha.or.jp/>

A discount can be provided to persons bringing in items on their own.

Please be sure to call before visiting any of these centers.

● Companies that accept appliances directly.

As of August 2015

Dealer	Contact Info
Okayamaken Freight Transportation Co.Ltd. Keihin Office	Keihin Track Terminal No. 10 Building, 2-1-1, Heiwajima, Ota City ☎ 03-3762-8261
Nippon Express Co., Ltd. Tokyo Branch moving Ota handling plant	3-20-20, Hon-Haneda, Ota City ☎ 03-3742-7411

Cellular phones can be recycled as precious resources.



Cellular phones

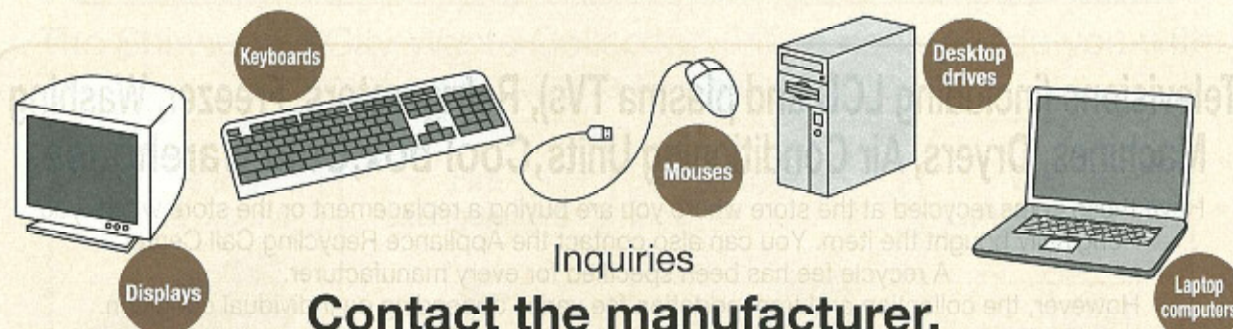
Stores displaying the symbol at right accept unneeded cellular phones and PHS handsets. Approximately 10,000 stores provide this service nationwide.



Shinagawa City does not collect computers or computer monitors.

Manufacturers are responsible for collection of these items.

Any keyboards, mice, speakers and cables all together will also be accepted.



Inquiries

Contact the manufacturer.

When it is unclear who the manufacturer is, contact the PC3R Promotion Association.

☎ 5282-7685 <http://www.pc3r.jp/>

Home Printer Ink Cartridge (Recycle Project)

Collection boxes for home printer ink cartridges are located in 26 locations in Shinagawa, including the Shinagawa City Office, city branch offices, libraries, and gymnasiums. Please visit the Shinagawa City home page for details.

*Cartridges from companies other than the six listed below are not accepted.

- Brother Industries, Ltd.; Brother Sales, Ltd.
- Canon Inc.; Canon Marketing Japan Inc.
- Dell Inc.
- Seiko Epson Corp.; Epson Sales Japan Corp.
- Hewlett-Packard Japan, Ltd.
- Lexmark International, Inc.

Put your used cartridges in this box.



Resource Recycling Promotion Section, Shinagawa Waste Collection Office

☎ 3490-7098

Satogaeri Project website: <http://www.inksatogaeri.jp>


Motorcycles

Shinagawa does not collect or dispose of motorcycles (from scooter to large-sized). Please dispose of motorcycles sold by the 16 motorcycle manufacturers operating in Japan through the Motorcycle Recycling System. Bring motorcycles for recycling to designated locations (stores displaying the symbol at right).

For details, please contact the **Motorcycle Recycling Call Center** (050-3000-0727) or visit their website at <http://www.jarc.or.jp/motorcycle/>



Recycling Rechargeable and Button Batteries



The following shops have recycle boxes for your convenience.

Batteries are 100% recyclable!

Rechargeable Battery Recycle Box

Remove rechargeable batteries from machines and bring them to your nearest recycle support shop, such as electrical appliance stores, supermarkets or bicycle shops.

Rechargeable batteries are used in the products as follows.



Pay attention to the Recycle Marks!



For more information about recycle support shops, contact the General Incorporated Foundation (JBRC)

<http://www.jbrc.com>

TEL.03-6403-5673



Insulate the terminal section with adhesive tape, etc.

Button battery collection can

Bring button batteries removed from machines to a collection support shop.



- * Do not put anything in, other than button batteries.
- * Insulate button batteries with adhesive tape.
- * For batteries that cannot be easily entered into the recycle box opening, this does not apply.

For more information about recycle support shops, contact the Button Battery Collection Center.
<http://www.botankaishu.jp>
TEL.0120-266-205
(Receiving time: 9:00am to 17:00pm weekdays)

Donate Unneeded Dentures

Dentures contain valuable metals that can be recycled and sold. The money generated is used for social welfare activities, so your cooperation benefits the environment and society.

Dental crowns, inlays and bridges can also be recycled.



There are two ways to donate unneeded dentures:

- ① Place in the donation box at the Japan National Council of Social Welfare offices in Oimachi.
- ② Send by mail after disinfecting in boiling water or with a denture cleaner.

Denture donation box location

2F, Oi 1 Kyodo Bldg., 1-14-1 Oi, Shinagawa 140-0014

Denture donation mailing address

Inquiries: **Shinagawa Ward Council on Social Welfare ☎ 5718-7171**



Hatanodai Store

Introduction to the Ribbon Recycle Shops

Please bring your own bag for purchases.



Why not stop by? There are lots of bargains and treasures waiting to be found.

Clothes and everyday household goods

リサイクルショップ



Ribbon Hatanodai Store

Categories: Miscellaneous household goods, clothes, small furniture items

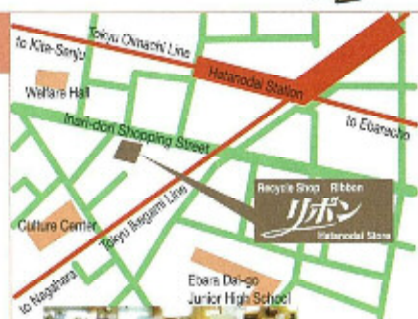
Tel: 5498-7803 **Fax:** 5498-7804

Address: 5-13-9 Hatanodai, Shinagawa City, Tokyo

Station: 1 min. from the South Exit of Hatanodai Station
(Oimachi or Ikegami Line)

Hours: 11:00-19:00 (closing at 17:00 on national holidays)

Closed: Wednesdays and 12/31 through 1/4
Bon holiday (August)



Furniture and gifted items

リサイクルショップ



Ribbon Oimachi Store

Categories: Furniture and interior goods, gifted items (ceramics, towel sets, etc.)

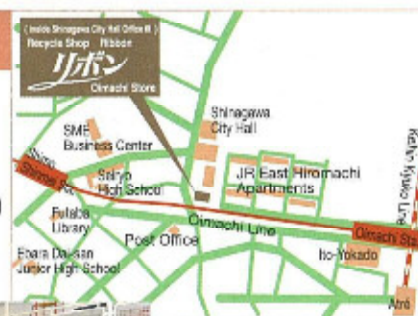
Tel: 5742-6933 **Fax:** 5742-6945

Address: 2-1-36 Hiromachi, Shinagawa City, Tokyo
Shinagawa City Hall Office III

Station: 7 min. from the West Exit of Oimachi Sta.
(Keihin Kyuko Line)
or 7 min. from Shimo-Shinmei Sta. (Oimachi Line)

Hours: 10:00-17:30

Closed: Wednesdays, 12/31 through 1/4
Bon holiday (August)



Useful Information

- Item Exchange Board (at both Ribbon stores)
Use the board to ask for or offer furniture, electrical goods or other items.
- Refurbished and recycled items are also sold at the shops.

Rules of Use (both Ribbon stores)

- * Anyone can use the stores
- * Bring your own shopping bag
- * No returns or refunds
- * Help support our work by purchasing recycled tissue and toilet paper, ecobags and other recycled products.

Other News

Take those of commission

●Dead Animals

Deceased dogs, cats and other animals will be collected for a fee (animals under 25kg).

Please phone the waste collection office to arrange for pick up.

Fire of waste collection vehicles occur every year

Fire of cleaning vehicles that occurred in the Shinagawa fire department tube



Photo: Shinagawa fire department provides

Cassette bomb, spray cans, and lighters
~ Please use up the contents, and throw away
"without" making any holes.



In Shinagawa, cassette cylinder spray cans writer please put out in a separate bag separately from other garbage. Unavoidable when you discard what is left is contents, please put out to write a "content-filled" in the bag.

[Contact Shinagawa waste collection office when you do not know]

**Shinagawa Waste
Collection Office**

**Shinagawa Office
Ebara Office**

**☎3490-7051
☎3786-6552**