

Shinagawa City Guide to Recyclables & Waste Sorting

Information for residents who have just moved to Shinagawa Ward

Shinagawa Ward collects combustible waste, ceramics, glass, and metal waste from households. New residents who live in detached houses are requested to notify Shinagawa Ward Waste Management Office. In order to prevent incorrect pick up (i.e., collecting items that are not waste by mistake), Shinagawa Ward Waste Management Office confirms the location of the waste with the person who is disposing of the waste before starting the collection. If you are a resident in a detached house, please put your waste out at the designated place, such as in front of your house entrance or a gate.

If you are a resident in a multiple-dwelling complex, such as an apartment, please confirm the location of waste disposal with the management company/owner and then place your waste in the designated area of the premises.

*Collected waste is brought directly to the waste incineration plant. After collection, you cannot retrieve the waste. When putting out the waste, be careful not to mix valuable items with your waste.



Recyclables

Once a week

Please separate your waste by category and put it out at the designated place before 8 a.m. on the collection day.



day

- Packaging of plastic containers
- Plastic bottles, glass bottles, and cans for food or beverages
- Newspapers, cardboard, magazines, and other recyclable paper
- Fluorescent lights
- Mercury thermometers, mercury blood pressure meters
- Dry-cell batteries, coin batteries, and button batteries

Page 3-5.



Combustible Waste

Twice a week

Please put waste out at the designated place before 8 a.m. on the collection day.



day

- Uncleanable packaging of plastic containers
- Other plastic products
- Kitchen waste
- Rubber, leather products
- Unrecyclable paper

Page 7.



Ceramics, Glass, Metal Waste

Twice a month

Please put waste out at the designated place before 8 a.m. on the collection day.



day

- Ceramics, Glass
- Metal items
- Umbrellas
- Gas cylinders, spray cans, lighters
- Light bulbs, LED lights
- Rechargeable batteries, etc.

Page 8.



Bulky Waste

Prior application and fees required

Waste with one side longer than 30 cm will not be collected on usual collection.

Please apply to
Shinagawa City Bulky Waste
Application Center

☎03-6733-5374

Mon to Sat 8 a.m. to 7 p.m. (including public holidays)
Closed on Sundays and New Year holidays

Online application <24 hours>

<https://shinagawa-sodai.com>

Page 9.



Contact us about waste :
Shinagawa City Waste Collection Office

1-14-1, Osaki, Shinagawa, Tokyo 141-0032
FAX 03-3490-7041

How to dispose of Business waste
How to dispose of Resource Recycling
recyclableswastes Promotion Section

☎03-3490-7051 [Office hours] 8 a.m. to 5 p.m.

☎03-3490-7098 [Office hours] 8:30 a.m. to 5 p.m.

Please visit the Shinagawa City website to get more information about our waste management.

Shinagawa City Waste

Search

Shinagawa Area Collection Schedule

Shinagawa Office

03-3490-7051

 Combustible Waste

Mon, Thu
Tue, Fri
Wed, Sat
Mon, Wed, Fri
Tue, Thu, Sat

Area		Recyclables	Combustible Waste	Ceramics, Glass, Metal Waste		
A-O	Ebara	1-chome	Wed	Mon, Thu	1st, 3rd Sat	
		2 to 4-chome	Wed	Mon, Thu	2nd, 4th Sat	
		5 and 6-chome	Tue	Mon, Thu	1st, 3rd Fri	
		7-chome	Tue	Mon, Thu	2nd, 4th Fri	
	Oi	1, 2, and 4-chome	Sat	Tue, Fri	2nd, 4th Thu	
		3 and 5-chome	Wed	Tue, Fri	2nd, 4th Thu	
		6-chome	Sat	Tue, Fri	1st, 3rd Mon	
	Osaki	1 to 5-chome	Tue	Mon, Thu	2nd, 4th Sat	
	Ka-KO	Katsushima	1 and 3-chome	Sat	Tue, Fri	2nd, 4th Mon
			2-chome	Tue	Tue, Fri	2nd, 4th Wed
Kamiosaki		1-chome	Tue	Mon, Thu	1st, 3rd Sat	
		2 to 4-chome	Fri	Mon, Thu	1st, 3rd Wed	
Kita-Shinagawa		1 and 2-chome	Mon	Wed, Sat	1st, 3rd Tue	
		3-chome	Mon	Wed, Sat	2nd, 4th Fri	
		4 to 6-chome	Tue	Mon, Thu	2nd, 4th Sat	
Koyama		1 and 2-chome	Wed	Mon, Thu	1st, 3rd Sat	
		3-chome	Wed	Mon, Thu	2nd, 4th Sat	
		4 and 5-chome	Tue	Mon, Thu	1st, 3rd Fri	
		6 and 7-chome	Tue	Mon, Thu	2nd, 4th Fri	
Koyamadai		1 and 2-chome	Wed	Mon, Thu	1st, 3rd Sat	
Ta-To		Togoshi	1 to 4-chome	Fri	Wed, Sat	2nd, 4th Tue
			5-chome	Fri	Wed, Sat	1st, 3rd Tue
	6-chome		Thu	Wed, Sat	2nd, 4th Mon	
Na-No	Nakanobu	1 and 2-chome	Mon	Tue, Fri	1st, 3rd Thu	
		3 and 4-chome	Sat	Tue, Fri	1st, 3rd Wed	
		5 and 6-chome	Sat	Tue, Fri	2nd, 4th Wed	
	Nishi-Oi	1-chome from 4-28 to 4-32	Thu	Wed, Sat	1st, 3rd Mon	
		1-chome areas other than above	Wed	Tue, Fri	1st, 3rd Thu	
		2 to 5-chome	Wed	Tue, Fri	1st, 3rd Thu	
		6-chome -1 only	Thu	Wed, Sat	2nd, 4th Mon	
		Areas other than 6-chome-1	Wed	Tue, Fri	1st, 3rd Thu	
	Nishi-Gotanda	1-chome	Tue	Mon, Thu	2nd, 4th Sat	
		2-chome	Fri	Mon, Thu	1st, 3rd Sat	
		3-chome	Fri	Mon, Thu	1st, 3rd Wed	
		4 to 7-chome	Fri	Mon, Thu	2nd, 4th Wed	
		8-chome	Fri	Mon, Thu	2nd, 4th Sat	
	Nishi-Shinagawa	1-chome 1-25, 1-26, 1-28 to 1-30	Fri	Wed, Sat	1st, 3rd Tue	
		1-chome areas other than above	Mon	Wed, Sat	1st, 3rd Fri	
		2 and 3-chome	Wed	Tue, Fri	2nd, 4th Thu	
	Nishi-Nakanobu	1 and 2-chome	Mon	Tue, Fri	1st, 3rd Thu	
		3-chome	Sat	Tue, Fri	1st, 3rd Wed	
Ha-Ho	Hatanodai	1 and 6-chome	Tue	Mon, Thu	2nd, 4th Fri	
		2 and 3-chome	Sat	Tue, Fri	1st, 3rd Wed	
		4 and 5-chome	Sat	Tue, Fri	2nd, 4th Wed	

Area		Recyclables	Combustible Waste	Ceramics, Glass, Metal Waste	
Ha-Ho	Higashi-Oi	1 to 4-chome	Thu	Wed, Sat	1st, 3rd Fri
		5-chome from 1 to 10	Thu	Wed, Sat	2nd, 4th Fri
		5-chome areas other than above	Thu	Wed, Sat	1st, 3rd Fri
		6-chome from 1 to 16	Thu	Wed, Sat	1st, 3rd Fri
		6-chome 17	Sat	Tue, Fri	1st, 3rd Mon
	Higashi-Gotanda	1 to 5-chome	Tue	Mon, Thu	1st, 3rd Sat
	Higashi-Shinagawa	1 to 3-chome	Mon	Wed, Sat	2nd, 4th Tue
		4-chome	Mon	Wed, Sat	2nd, 4th Fri
		5-chome	Mon	Wed, Sat	2nd, 4th Tue
	Higashi-Nakanobu	1-chome	Mon	Tue, Fri	2nd, 4th Thu
		2-chome	Sat	Tue, Fri	1st, 3rd Wed
	Hiratsuka	1-chome	Mon	Tue, Fri	2nd, 4th Thu
		2-chome	Mon	Mon, Thu	2nd, 4th Thu
		4-4 Bonheur Togoshi	Mon	Tue, Fri	2nd, 4th Thu
		2-chome areas other than above	Mon	Tue, Fri	2nd, 4th Thu
	Hiratsuka	3-chome	Mon	Tue, Fri	2nd, 4th Thu
		3-chome	Mon	Tue, Fri	2nd, 4th Thu
	Hiromachi	1 and 2-chome	Mon	Wed, Sat	1st, 3rd Thu
Futaba	1-chome	Fri	Wed, Sat	1st, 3rd Tue	
	2 and 3-chome	Thu	Wed, Sat	1st, 3rd Mon	
	4-chome	Thu	Wed, Sat	2nd, 4th Mon	
Ma-MO	Minami-Oi	1 to 4-chome	Sat	Tue, Fri	2nd, 4th Mon
		5-chome	Sat	Tue, Fri	1st, 3rd Mon
		6-chome -18 (Omori Ekimae Jutaku)	Sat	Mon, Wed, Fri	1st, 3rd Mon
		6-chome areas other than above	Sat	Tue, Fri	1st, 3rd Mon
	Minami-Shinagawa	1 and 2-chome	Mon	Wed, Sat	1st, 3rd Tue
		3 to 6-chome	Thu	Wed, Sat	2nd, 4th Fri
Ya-Yo	Yashio	1-chome	Mon	Wed, Sat	1st, 3rd Tue
		2 to 4-chome	Mon	Wed, Sat	1st, 3rd Fri
		5-chome From Building No.1 to 39	Mon	Mon, Wed, Fri	1st, 3rd Sat
	Yutaka-cho	5-chome From Building No. 40 to 69 Wakakusa So	Mon	Tue, Thu, Sat	2nd, 4th Sat
		1 and 2-chome	Fri	Wed, Sat	1st, 3rd Tue
		3 to 5-chome	Thu	Wed, Sat	1st, 3rd Mon
6-chome	Thu	Wed, Sat	2nd, 4th Mon		

Ceramics, Glass, Metal Waste Example of collection twice per month

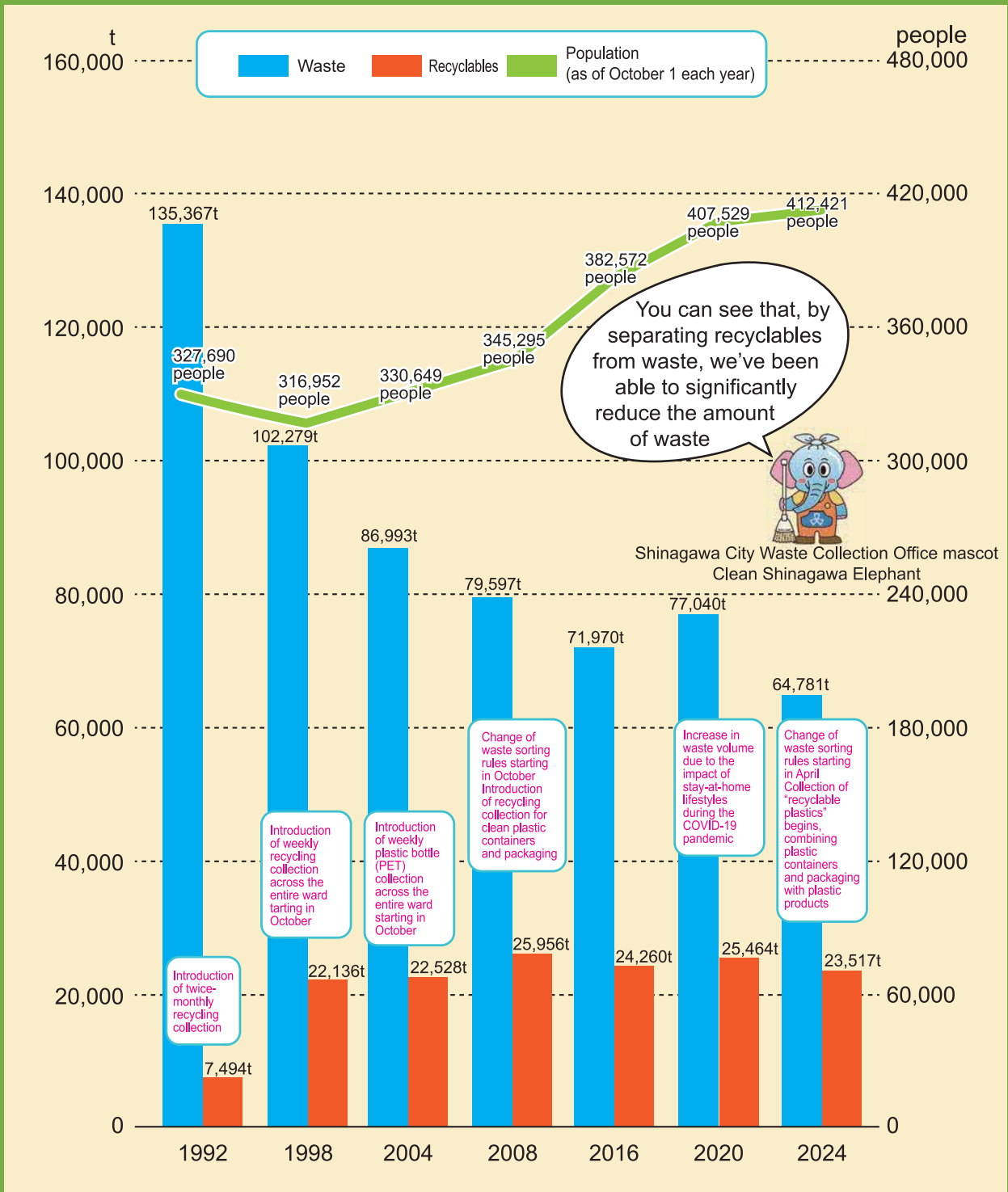
Sun	Mon	Tue	Wed	Thu	Fri	Sat
				1	2	3
4	5	6	7	8	9	10
11	12	13	14	15	16	17
18	19	20	21	22	23	24
25	26	27	28	29	30	31

The first and third collection days mean the first and third days of the week in a month. (Orange days)

The second and fourth collection days mean the second and fourth days of the week in a month. (Green days)

There is no waste collection during the fifth week. (Brown days)

Changes Over Time in Recyclables, Waste, and Population



~Introducing Our Waste Sorting Video~

On the official Shinagawa City YouTube channel, we share an easy-to-understand video explaining key points for sorting recyclables and waste in Shinagawa, as well as what happens to waste after it is collected. The video is also easy for children to follow, so we encourage everyone to watch it together.

Shinagawa City Official YouTube Channel
 Shinagawa City Waste Sorting & Recycling Awareness Video
 ~Correctly Sorting Recyclables and Waste~
 URL : <https://www.youtube.com/watch?v=KJ3lb62A92s>





Recyclables

(Pickup at the recyclables collection station)

- Please **clean** the recyclable items and **sort them by type**, then take them to **the recyclables collection station**.
- Be sure to put them out before **8 a.m.** on the collection day.
- The pickup time and collection vehicles vary depending on the type of recyclable items.
- Pick up service for the elderly: If your household has only elderly people (70+) or people with physical disabilities and you cannot take the recyclables to the station, please contact Shinagawa City Waste Collection Office.


Once a week

Plastic Recyclables

(Up to 4 x 45-L bags per household can be put out for each collection)

Plastic products

Plastic products that are wholly or mostly made of plastic and do not exceed 30 cm in length on a single side.



Plastic containers and packaging The material showing this mark is plastic recyclable

Plastic containers and packages mean plastics that contain or wrap products and will be unnecessary after you use them.


Containers

Eggs, tofu, miso containers, and bento containers



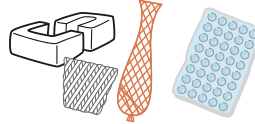
Trays

Meat, fish, and vegetable trays



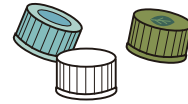
Cushioning materials, styrofoam, etc.

Styrofoam, nets for fruit, bubble wrap, etc.



Closures, Loose bottle caps

Caps for plastic bottles



Containers

Containers for instant noodle, yogurt, pudding, jelly, etc. (except for paper containers)



Bottles

Shampoo and detergent bottles, etc.



Labels and bags

Labels of plastic bottles



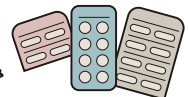
Refill bags for shampoo



Plastic bags, snack packaging



Tablet foils



*Tablets (pills) are Burnable Trash


Sort

Put all plastic recyclables (plastic products, plastic containers and packaging) together in a bag, then **put it out on the designated recyclables collection day and location every week.**

Plastic containers and packaging



Plastic products



Plastic products without the plastic mark can also be collected as recyclables.

Not Recyclables

×Items that cannot be cleaned even after rinsing lightly

→ [Burnable Trash]



×Items that mostly made of non-plastic materials such as metal

→ [Ceramics, Glass, Metal Waste]



×Plastic products with a blade
Disposable lighters with a risk of ignition

→ [Ceramics, Glass, Metal Waste] Put items in a Clear Bag, label or indicate “危険” meaning danger.

×Battery-operated (rechargeable batteries, mobile batteries, etc.) plastic products

→ Batteries must be removed
[Ceramics, Glass, Metal Waste]



×Plastic products that are larger than 30 cm in length

→ [Bulky Waste]

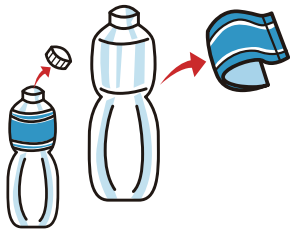


×Injection needles and plastic products used for home medical care

→ Return the injection needles to the medical institution or take them to a pharmacy Put containers and tubes in [Burnable Trash]

Plastic bottles, glass bottles, and cans for food or beverages

(Up to 4 x 45-L bags per household can be put out for each collection)



Remove the caps and labels and put them into **Plastic Recyclables** (see page 3)



Remove the caps, sort them by material and put them into **ceramics, glass, metal waste** (see page 8) or **Plastic Recyclables** (see page 3)



Ring pulls and caps can remain on cans

Sort

Rinse items, separate them into plastic bottles, Sort glass bottles or cans, and put these into separate clear bags or containers.

Please take 1.8L bottles and beer bottles to the shop where you purchased them. *Bottles stained with oil, bottles that are not used for food or drink (cosmetics bottles, etc.), cracked bottles, and 18-liter drums should be put into **ceramics, glass, and metal waste**. (see page 8)



Recyclable paper (newspapers, cardboard, magazines, etc.)

Newspapers and inserted flyers



Cardboard boxes



Fold and bundle together. If items cannot be cleaned, dispose as combustible waste!

Magazines, books



Cartons



Rinse, flatten and dry them

Paper cartons with aluminum foil inside are combustible waste!

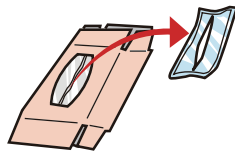
Other recyclable paper

Other recyclable paper is:

paper that is to be the raw material for recycled paper, such as confectionery boxes, tissue boxes, paper bags, brochures, copy paper, wrapping papers, calendars, envelopes, and so on.



Remove the plastic and put it in **Plastic Recyclables** (see page 3)



Remove the handle if it is not paper, put it in **combustible waste** (see page 7)



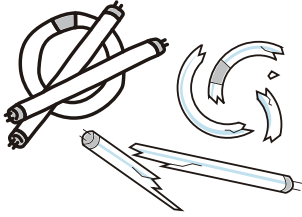
Remove the metal part, put it in **ceramics, glass, metal waste** (see page 8)

Sort

Separate the items by type and tie them with string or put them in a paper bag.



Fluorescent lights



Sort



Put the item in the original box or wrap it in a newspaper or paper to avoid damage. Please place it horizontally at the recyclable collection station so that it does not break.

Please wrap the item in a newspaper or paper if it is broken, and label it with “**キケン**” (danger).

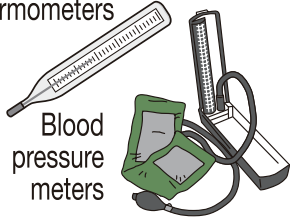


Mercury thermometers, mercury blood pressure meters

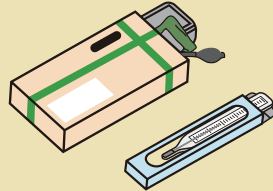
Sort

Put the item in its case.

Thermometers



Blood pressure meters



Safety Notice

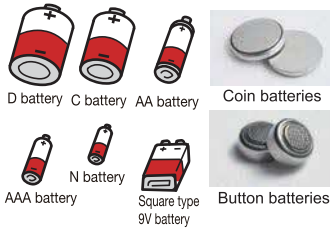
Products containing mercury cannot be processed at the incineration plant. Please be sure to separate them.

Batteries

Button batteries, Coin batteries

Sort

Put them in a Clear Bag that allows the contents to be seen.



Safety Notice

Please dispose of small rechargeable batteries and small household appliances with built-in rechargeable batteries as ceramics, glass, and metal waste.

•Coin batteries and button batteries : Insulate with sellotape and put them out.

Collection options other than the Waste Collection Office

Coin battery

Some coin batteries contain a very small amount of mercury for performance and quality reasons. In order to properly dispose of such mercury, the Battery Association of Japan provided the coin batteries collection bin in cooperating stores for the recycling of mercury.



Take the coin batteries removed from a device to stores cooperating with the collection of used batteries.



- *Do not put in anything other than coin batteries.
- *Wrap a coin battery with cellophane tape to insulate it.
- *Batteries that do not go through the slot cannot be collected.

For more information about stores, contact the **Coin Battery Collection Promotion Center**

0120-266-205

Weekdays opening hours 9 a.m. to 5 p.m.

<http://www.botankaishu.jp>

Small rechargeable batteries

Rechargeable batteries are used in the following products!



Rechargeable batteries are nickel-cadmium, nickel-metal hydride, and lithium-ion rechargeable batteries that can be used repeatedly when recharged. Rechargeable batteries must be removed from devices and disposed as ceramics, glass, and metals. Alternatively, they can be taken to a store that cooperates with recycling, or to the Shinagawa Ward Waste Management Office (in Shinagawa Ward Office or Ehara Office).

Check the recycling mark!



Attach tape to the terminals to insulate them.

If you have any questions, contact the Shinagawa Ward Waste Management Office.

For more information about stores, contact

JBRC

03-6403-5673

<https://www.jbrc.com>



■ Rechargeable batteries that are swollen may not be accepted at stores.

Household printer ink cartridges (return project)

The collection boxes have been set up in 26 locations including City office, community centers, libraries, and gymnasiums. For more information, please visit the Shinagawa City website.

Printer ink cartridges by four manufactures, ●Brother, ●Canon, ●Epson, and ●HP Japan, only.

*Toner cartridges are not accepted.



Designated site collection

Small electronic devices, waste cooking oil, waste gardening soil, used clothing are collected at the following designated collection sites.
* Please hand it to the staffs within the collection time. We cannot collect it outside of the collection time at schools, community centers etc.

2nd and 4th Saturday every month
10 a.m. to noon
*Collection on rainy days and holidays as well

	Small electronic devices Put them in the collection box	Waste cooking oil Put it in a container	Waste gardening soil Remove roots and stones	Used clothing and cloth Must be washed
Collectable	Items up to 10cm x 25cm · Cell phones and smart phones · Digital cameras · Portable video cameras · Portable music players · Portable game players, electronic dictionaries, calculators · Automotive equipment (car navigation, ETC unit, etc.) · AC adapters, extension cords, etc. · Small rechargeable batteries	· Cooking Oils (Both animal and vegetable oil. The containers for them should be separated.) * Up to 4 liters of oil at one time.	· Gardening soil for potted plants that is no longer used (Remove debris) Except for items listed below. *Up to 2 x 20 L bags (two flowerpots) per person can be put out for each collection.	· Clothing in general · Towels and bath towels · Sheets, blankets · Down jackets · Kimono and obi belts · Neckties · Cotton blankets · Futon covers · Pillowcases · Yukata, etc. *Up to 4 x 45 L bags per person can be put out for each collection.
Not collectable	· Items exceeding the size above ⇒ Put in Pottery, Glass, Metal Waste. *Oversize trash is defined as bulky waste that exceeds 30 cm in length on a single side. *TVs, air conditioners, refrigerators, freezers, electric cooling boxes, cooling and heater boxes, washing machines, clothes dryers, PCs, and monitors cannot be collected by Shinagawa City. (see page 10) · Items from offices or business activities	· Mixed with water · Kerosene, gasoline, engine oil → Please contact the fuel station. (see page 10) · Oil from restaurants or business activities	· Garden soil with a mixture of debris such as stones, branches or roots of dead plants · Rotted soil and soil not for gardening · Soil from business activities · Flowerpots and planters	· Shoes, socks and stockings · Swimwear underwear and diaper covers · Items using quilted fabrics · Ski wear · Work and school uniforms · Belts and hats · Carpets, bath mats, and futons, Curtains · Cloth used for pets · Cloth pieces, cutting waste, and processing waste · Cloth from business activities

Designated collection sites	(1) Shinagawa Dai-ichi Community Center		3-11-16, Kita-Shinagawa		(17) Oi Dai-ichi Elementary School		6-1-32, Oi	
	(2) Daiba Elementary School		1-8-30, Higashi-Shinagawa		(18) My School Nishi-Oi		4-1-8, Nishi-Oi	
	(3) Asamadai Elementary School		6-8-8, Minami-Shinagawa		(19) Ito Elementary School		5-6-8, Nishi-Oi	
	(4) Jonan Dai-ni Elementary School		3-4-5, Higashi-Shinagawa		(20) Ushiroji Elementary School		2-4-6, Koyama	
	(5) Dai-san Hino Elementary School		1-19-19, Kamiosaki		(21) Koyama Elementary School		5-10-6, Koyama	
	(6) Hino Gakuen		2-11-1, Higashi-Gotanda		(22) Dai-ni Enzan Elementary School		1-6-1, Hatanodai	
	(7) Osaki Dai-ichi Community Center		3-6-3, Nishi-Gotanda		(23) Keiyo Elementary School		2-19-20, Hiratsuka	
	(8) Dai-ichi Hino Elementary School		6-5-32, Nishi-Gotanda		(24) Enzan Elementary School		2-17-5, Nishi-Nakanobu	
	(9) Shinagawa City Waste Collection Office		1-14-1, Osaki		(25) Miyamae Elementary School		4-5-10, Togoshi	
	(10) Hosui Elementary School		3-12-22, Osaki		(26) Hatanodai Elementary School		4-7-11, Hatanodai	
	(11) Mitsugi Elementary School		3-16-28, Nishi-Shinagawa		(27) Ohara Elementary School		6-17-3, Togoshi	
	(12) Tachiai Elementary School		4-15-9, Higashi-Oi		(28) Hoyo-no-Mori Gakuen		1-3-40, Futaba	
	(13) Suzugamori Elementary School		4-16-2, Minami-Oi		(29) Yashio Community Center		5-10-27, Yashio	
	(14) Oi Dai-ni Community Center		2-27-20, Oi		(30) Genjima Elementary School		6-2-18, Nakanobu	
	(15) Ito Gakuen		5-1-37, Oi		(31) Koyamadai Elementary School		1-18-24, Koyamadai	
	(16) Shinagawa City office		2-1-36, Hiromachi					

In the following locations, small electronic devices collection boxes are permanently available.
*Please delete the data in the device and drop it off during opening hours.

The 2nd floor of the Shinagawa City Office	2-1-36, Hiromachi	Office open days 8:30 a.m. to 5 p.m.	Shinagawa Library	2-32-3, Kita-Shinagawa	9 a.m. to 8 p.m. <small>*Sunday and national holidays 9 a.m. to 7 p.m.</small>
Waste Collection Office, Shinagawa Office	1-14-1, Osaki	Monday to Saturday 8 a.m. to 5 p.m.	Shinagawa City General Gymnasium	2-11-2, Higashi-Gotanda	9 a.m. to 9:30 p.m.
Waste Collection Office, Ebara Office	1-10-11, Hiratsuka	Monday to Saturday 8 a.m. to 4 p.m.	Togoshi Gymnasium	2-1-17, Yutaka-cho	

Do you want to start a group collection?

What is group collection?



Rewards are given for collection amount.



A group collection is an activity to reduce waste and make effective use of recyclable items. The group comprises residents involved in a town or community association, condominium management association, PTA, etc. The group determines the pickup date, time, and site for the voluntary collection of household recyclables, and passes them on to the waste collection providers.
Shinagawa City offers incentives and consumables to support groups engaged in recycling activities.

Consumables include cotton work gloves and polypropylene string.



*If you wish to start a group collection, please contact the **Resource Recycling Promotion Section of Shinagawa City Waste Collection Office.**
☎ 03-3490-7098 Fax 03-3490-7041



Combustible Waste

(Pickup at house-to-house)

Twice a week

- Put the waste in a Clear Bag that allows the contents to be seen.
- Also when you put the waste in bins with lids, put it in a Clear Bag that allows the contents to be seen.
- Up to 4 x 45-L bags per household can be put out for each collection.



- Be sure to put your waste out before **8 a.m.** (7:30 a.m. in early morning collection areas) on the collection day.
*Please put the waste out before 7:30 a.m. in the early morning collection area.
- Waste with a length **longer than 30 cm** will be collected as bulky waste.
- Pickup service for the elderly: If your household has only elderly people (70+) or people with physical disabilities and you cannot put the waste out, please contact Shinagawa City Waste Collection Office.

Packaging of plastic containers which cannot be cleaned




Items that can be cleaned by rinsing are **recyclables** (see page 3)

Kitchen waste



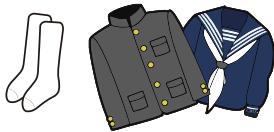
Drain off the water

Cooking Oils



Soak oils into paper or cloth, or harden with a coagulating agent, bring it to the designated collection site as **recyclables**, alternatively. (see page 6)

Clothing that cannot be collected as recyclables



Socks, underwear, work and school uniforms, ski wear, quilted items, etc.

Paper that cannot be collected as recyclable paper



Receipts, photos, paper scraps, tissues, washing powder cartons, and aluminum coated paper

Rubber, leather products



If the metal accessories on an item cannot be removed, put the item as combustible waste. Removed metal accessories go as **ceramics, glass, metal waste** (see page 8)

Others



A small quantities of wood chips, grass clippings, flowers (less than 30 cm)



Desiccants
cooling agents



Diapers
(remove feces)



Unused fireworks, matches
Soak in water overnight then combustible waste

How to dispose of masks and others used as infection control measures against COVID-19

* Illustration sourced from the Ministry of the Environment

(1) Put a garbage bag over a garbage box, and prevent it from being filled!

Take your garbage to the designated place before your garbage box is filled.



(2) Tie your garbage bag tightly to prevent someone from touching your garbage directly.

Remove air from your garbage bag before tying it. In case garbage comes in contact with the surface of the bag or the bag is broken, make the bag double ply.



(3) Wash your hands clean after disposing of your garbage!

Use soap and rinse your hands under running water.



Collection at which fees are charged

Contact: Shinagawa City Waste Collection Office

☎03-3490-7051 FAX 03-3490-7041

Extra waste collection (household waste only)

If you have a large amount of waste at one time (5 x 45-L bags or more), for example, after pruning garden trees or when moving house, the pickup of the waste will be charged. Please apply to Shinagawa City Waste Collection Office.

Deceased pets and other animals

Deceased pets and other animals such as dogs and cats can be picked up for the fee. Please apply to Shinagawa City Waste Collection Office. 3,000 yen per pet (less than 25 kg). If the weight is 25 kg or more, a specialized company will pick it up. Please contact Shinagawa Ward Waste Management Office.




Ceramics, Glass, Metal Waste

(Pickup at house-to-house)

Twice a month

- Put the waste in a Clear Bag that allows the contents to be seen.
- Also when you put the waste in bins with lids, put it in a Clear Bag that allows the contents to be seen.
- Up to 4 x 45-L bags per household can be put out for each collection.



- Be sure to put the waste out before **8 a.m.** on the collection day.
- Waste with a length **longer than 30 cm** will be collected as bulky waste.
- Pickup service for the elderly: If your household has only elderly people (70+) or people with physical disabilities and you cannot put the waste out, please contact Shinagawa City Waste Collection Office.

Spray cans and disposable lighters have caused fires in the collection vehicles. This may damage the collection staffs, neighbors, and passers-by, as well as disrupt the collection activities. For the prevention of fires, empty the contents whenever possible and put the items in a separate bag.

Ceramics, Glass



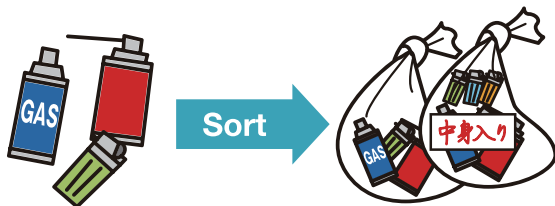
Metal items



Safety Notice

Please wrap knives, glass, mirrors, and other dangerous items in a newspaper or paper, and label them with “**キケン**” (Danger).

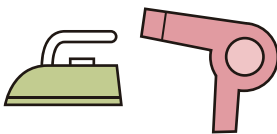
Gas cylinders, spray cans, lighters



Safety Notice

- Please separate them from other ceramics, glass and metal items and put them in a separate bag.
- Use up gas canisters or spray cans as empty as possible without puncturing them before disposing of them.
- If the contents are still left in the product, then please label the bag with “**中身入り**” (Not emptied).

Small home appliances other than those with built-in rechargeable batteries



- Waste that is longer than 30 cm should be disposed as bulky waste (see page 9).
- Please remove batteries and dispose separately.

Light bulbs, LED lights

- Fluorescent lights are **recyclable**. (see page 5)



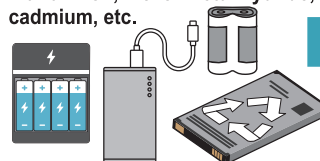
Small home appliances with built-in rechargeable batteries

Tablets, smartphones, e-cigarettes, handheld fans, electric toothbrushes, etc. (no larger than 30 cm)



Small rechargeable batteries

Lithium-ion, nickel-metal hydride, nickel-cadmium, etc.



Sort



Safety Notice

Separate from other waste in a separate bag and label it with “**充電電池**” (rechargeable batteries.)

Business Waste Management

(As a rule, waste and recyclables from business activities are collected by licensed waste collection and transportation companies.)

As a general rule, please **ensure proper disposal by a licensed waste disposal company, which you contract** for waste and recyclables from the business activities of stores and companies. (A list of licensed waste collection and transportation companies is available on the Shinagawa-ku website.) For a small business with total waste less than 40kg in weight per day and difficulty in contracting a licensed company, please buy the Shinagawa City Business Waste Collection Tickets, write the name of your store or company on them, and attach them to the waste materials for collection. For business waste recycling, please use the Business Waste Recycling System described to the right as much as possible.

Shinagawa City Business Waste Collection Tickets

Sample	Tickets	Price
	10 L (10 tickets/set)	870 yen
	20 L (10 tickets/set)	1,740 yen
	45 L (10 tickets/set)	3,910 yen
	70 L (5 tickets/set)	3,045 yen

Business Waste Recycling System

This is a low cost collection system for “recyclable” generated by business activities of offices and retailers. Collectable items include: newspapers, magazines, cardboard, other paper, shredded paper, cans and bottles for food or beverage

Contact/Application
 Shinagawa City Recycling Business Cooperative KAMUZU
 ☎03-6712-8603 FAX 03-6712-3681

*If you are disposing of business waste with a paid Business Waste Collection Ticket attached for the first time, the contents of the waste and the location of discharge must be confirmed by the Shinagawa Ward Waste Management Office in advance. Be sure to contact the Shinagawa Ward Waste Management Office when you consider disposing of business waste.



Household Bulky Waste

- Prior application and fees required
- Bulky waste from business is not accepted

Bulky waste requires prior application and fees. Household waste such as furniture, bedding, and electric appliances with one side longer than 30 cm will not be collected on usual collection. Even if the item is disassembled, if the original length was longer than 30 cm, it is generally considered to be "Bulky waste".



Apply to : **Shinagawa City Bulky Waste Application Center**

☎ 03-6733-5374

[Office hours] 8 a.m. to 7 p.m.

Open on public holidays

Closed on Sundays and New Year holidays

Online

<https://shinagawa-sodai.com>

Applications are acceptable 24 hours.

Please visit the website.



*For information about classification of bulky waste, please visit the website.

*Please contact the Bulky Waste Application Center for information about fees.

Pickup by Shinagawa City

Application

Telephone or online
*The collection date and fees will be announced.

There are two ways to pay.

If using a Bulky Waste Collection Ticket
Please buy Shinagawa City Bulky Waste Collection Ticket at a registered shop or convenience store in Shinagawa-ku.

*Waste Collection Tickets of other cities are not usable.
*Please enter the collection date and the application number.

If paying electronically *If paying by credit card
*Online application only

Please write the four required items (application number, collection date, item name, and fee) on a piece of paper and attach it to each piece of waste with tape, etc. so that it does not come off.

On the day of collection

On the day of collection, attach the ticket to the item and put it out at the designated place, such as at the entrance, before 8 a.m.

On the day you bring the item to the center

Attach the ticket to the item and bring it to the Shinagawa City Recycling Center on the Sunday designated by the Application Center (1-4-1, Yashio, Shinagawa) (Between 9 a.m. and 4 p.m.)

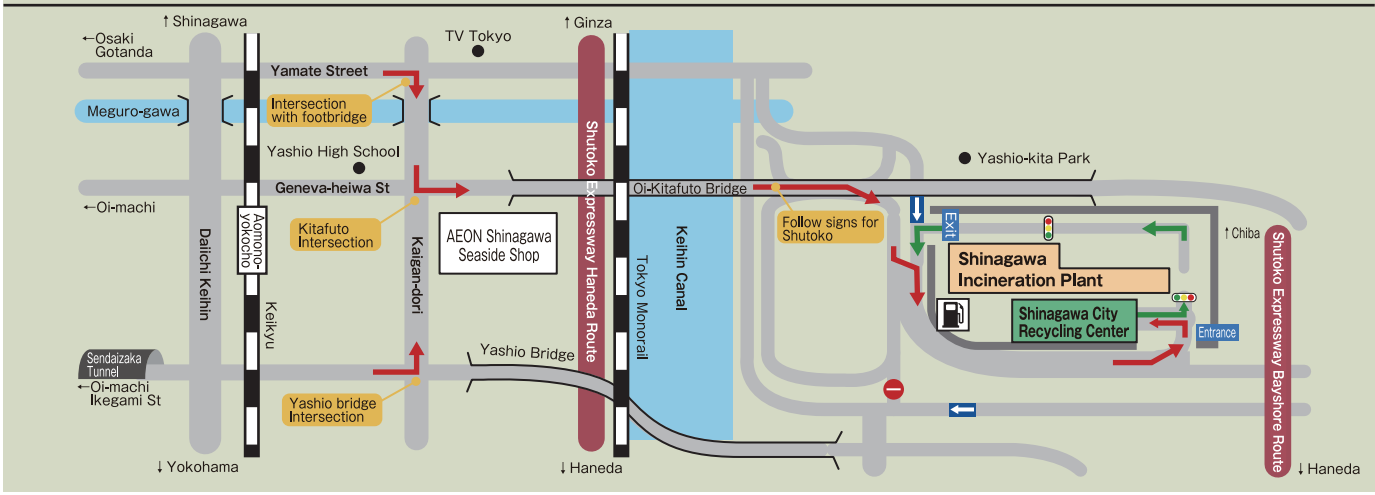
- < Be sure to follow the instructions of the staff >
- (1) ID check (driver's license, etc.)
 - (2) Proceed to the site to drop-off the item.
 - (3) Unload the bulky waste from your car.

Bring the item to the Center

Application

Telephone or online
*You can bring the item only on the Sunday designated by the center.
*The date to bring the item and the fees will be announced.

Sunday drop-off location : Shinagawa City Recycling Center 1-4-1 Yashio, Shinagawa-ku



Assistance putting out bulky waste

Contact **Shinagawa City Waste Collection Office** ☎ 03-3490-7051

The staff will visit your home and put out the bulky waste for the households of only elderly people, aged 65 and over, or people with physical disabilities who have no family members or helpers in Shinagawa City or nearby. Upon application, we will ask about how difficult the situation is for the carrying of large items.

*We may decline your application if the bulky waste is due to moving house, or your preferred pickup date is too soon.

Items that cannot be collected

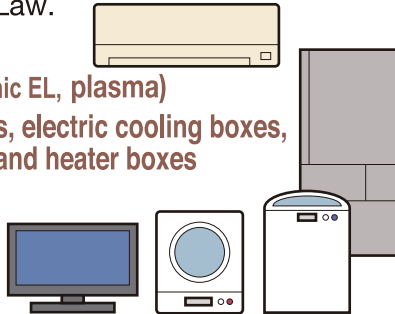
by shinagawa city

Items that cannot be collected

Items defined by Home Appliance Recycling Law

These items must be recycled based on the Home Appliance Recycling Law.

- Air conditioners
- TVs (CRT, LCD, Organic EL, plasma)
- Refrigerators, freezers, electric cooling boxes, and portable cooling and heater boxes
- Washing machines
- Drying machines



(How to recycle)

- Contact the shop where you bought the item or the shop where you will buy its replacement.
- Contact the **Electric Appliance Recycling Reception Center** to collect the item.

☎ **0570-087-200** (NTT's Japan-wide call handling service)

(Opening hours : 9 a.m. to 5 p.m. from Monday to Friday
Closed on Saturdays, Sundays, national holidays, and year-end and New Year holidays)

Application via online <https://kaden23rc.jp>



- Bring the item to the designated agency
Before bringing in waste, pay the recycling fee (transfer commission is additionally charged) at a post office and bring the "Recycling Ticket with proof of receipt of payment attached".

Transfer of household electrical appliance recycling fees is not conducted on Saturdays. If you have any questions, please inquire to the Household Electrical Appliance Recycling Reception Center or confirm on the website.

● Nearby designated pickup points

- (1) **Okayamaken Freight Transportation Co., Ltd., Keihin Branch**
☎ **03-3762-8261**
Keihin Truck Terminal Building 10
2-1-1, Heiwajima, Ota-ku
- (2) **LOGINET JAPAN EAST JAPAN CO., LTD.**
☎ **03-5755-9400**
3-3-12 Keihinjima, Ota-ku

*Please confirm open days and receiving items, etc. in advance.

Computers and accessories (including displays)

Manufacturers collect and recycle these items based on the Law for Promotion of Effective Utilization of Resources.



(How to recycle)

- Collection by manufacturer
Please request collection to each manufacturer. Contact below if you don't know the manufacturer:
■ PC 3R Promotion Association
TEL: 03-5282-7685
Website: <https://www.pc3r.jp/>



- Collection by home delivery service
Collection by authorized operator home delivery services is conducted based on Act for Recycling of Specified Kinds of Home Appliances.

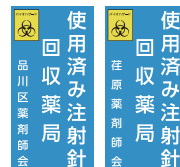
- ReNet Japan Co., Ltd.
TEL 0570-085-800
10 am-5 pm
(excluding year end and New Year holidays)
Website: <https://www.renet.jp/>



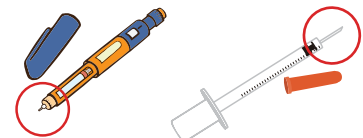
Injection needles used in home care

Injection needles used in home care must be returned to the medical institution that prescribed them or a pharmacy with the following sign:

使用済み注射針回収薬局



in order to avoid injury, accident, or infection of the recycling center staff.

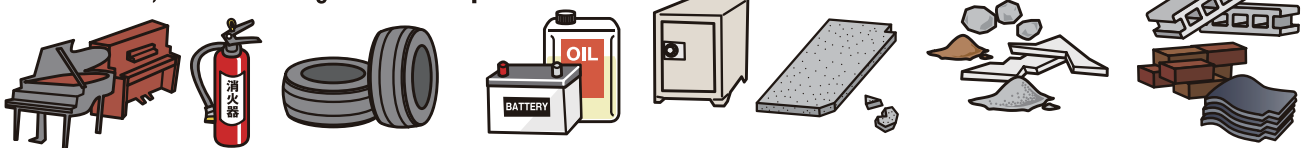


Do not put out used injection needles in a plastic bottle!
Dispose of syringes and drip tubes as combustible waste after removing needles.

Items to be processed by waste disposal professionals

The following items are not accepted by incineration plants.

- Batteries, oil
- Kerosene, gasoline
- Paint
- Chemical, hazardous drugs
- Pianos, electronic organs
- Fire extinguishers
- Tires
- Fireproof safes
- Plasterboard (construction waste)
- Stone, sand, soil, tile, concrete
- Blocks, bricks, roof tiles etc.
- Ash/soot



Dangerous Hazardous Flammable

For more about the professionals that collect these items, please contact Shinagawa City Waste Collection Office.

Waste Item Classification Most common waste items are listed.

		Category					Category					
		Recyclables	Compostable Waste	Ceramics/Glass/Metal	Bulky		Recyclables	Compostable Waste	Ceramics/Glass/Metal	Bulky		
A (あ)	Irons			●					●			
	Iron-on transfer paper (Textile transfer paper)		●			Su (す)	Rice cookers	One side 30 cm or less			●	
	Photo albums		●				Suitcases	One side more than 30 cm			●	
	Aluminium foil			●			Spray cans				●	
I (い)	Clothing cases made of plastic				●	Se (せ)	Clothespins hangers	Metal			●	
	Chairs				●			Plastic	●			
U (う)	Flowerpots	Pottery/Metal			●	Ta (た)	Thermometers	Mercury	●			
		Plastic	●					Digital				●
E (え)	SD cards			●		Tsu (つ)	Deodorizers			●		
	Diapers, nappies (remove feces)			●			Scourers	Metal			●	
O (お)	Toys	Metal		●		Tsu (つ)	Heat packs	Nylon or hair		●		
		Plastic(no batteries)	●				Fishing rods				●	
		One side more than 30 cm			●							
Ka (か)	Curtains				●	Na (な)	Cooking pans	One side 30 cm or less			●	
	Cards (credit cards, prepaid cards)		●					One side more than 30 cm				●
	Carpet				●	Nu (ぬ)	Stuffed toys	One side 30 cm or less		●		
	Umbrellas (including folding umbrellas)			●				One side more than 30 cm			●	
	Single burner portable gas stoves			●		Ne (ね)	Cat litter (remove feces)	Mineral			●	
	Gas cylinders			●				Wood/Paper/Tofu refuse/Silica gel		●		
	Cup noodle containers (plastic)	Emptied and cleaned	●				Ha (は)	Nets (Fruit, etc.)		●		
		Cannot be cleaned		●					Fireworks (wet with water)			●
	Cup noodle containers (paper)			●		Hi (ひ)	Food containers (eggs, natto, tofu, fruit, etc.)	Emptied and cleaned	●			
	Bags (leather/cloth)			●				Cannot be cleaned		●		
Razors	Metal (including razor blades)			●		Fu (ふ)	Polystyrene (foam)		●			
Cans (food/beverage)		●						Toothbrushes		●		
Desiccating agents				●		Ki (き)	Knives				●	
				●				Coat hangers	Wire			●
Closures, Loose bottle caps	Metal			●		Hi (ひ)	Beads cushions (put in a bag)		Wood		●	
	Plastic	●						One side 30 cm or less			●	
Coolers (Plastic)	One side 30 cm or less	●				Bottles	Food or beverage bottles, etc.		●			
	One side more than 30 cm			●				Medicine or cosmetics bottles			●	
					●			Cracked bottle			●	
Skewers	Metal			●		Fu (ふ)	Futons				●	
	Wood		●					Frying pans				●
Plastic		●				Printers					●	
					●						●	
Tablet foils			●			He (へ)	Bed pads and mattresses				●	
Shoes (leather shoes, athletic shoes, boots, sandals)			●					Plastic bottles		●		
Cushions	One side 30 cm or less		●			Bento boxes	Emptied and cleaned			●		
	One side more than 30 cm			●				Cannot be cleaned		●		
Plastic file folders			●			Brooms	Length 30 cm or less			●		
Fluorescent lights			●					Length more than 30 c			●	
Blood pressure meters	Mercury	●				Balls	(Golf, tennis, baseball, football)			●		
	Digital			●				Ballpoint pens	Metal			●
Diatomaceous earth products	One side 30 cm or less			●		Cooling agents	Plastic				●	
	One side more than 30 cm			●							●	
Golf bags, golf club				●		Blankets	Cleaned		*			
Floor chairs				●				Cannot be cleaned				●
Purses			●			Laundry poles						●
	One side 30 cm or less		●				Baseball bats					●
Zabutons (flat cushions)	One side 30 cm or less		●			Lighters						●
	One side more than 30 cm			●			Cling film, plastic wrap		●			
CDs (including DVDs, BDs, LDs, MDs and cases)			●			Plastic bags			●			
			●						●			
	Photographs			●								
	Food trays (for meat, fish, delicatessen, etc.)	Emptied and cleaned	●									
Cannot be cleaned				●								
Dehumidification agents			●									
Tableware and cups, etc.	Pottery/Glass			●								
	Plastic	●										

*Recyclable at designated site collection

For more information, please visit the Shinagawa City website.

Shinagawa City Waste

Search

Shinagawa City Waste Collection Office

☎03-3490-7051 FAX 03-3490-7041