

Results of Survey for Shinagawa City Residents (Summary)

This document is a summary report of the results of the Survey for Shinagawa City Residents, conducted from August to September 2023. The results will be used to improve the operation of City administration in the future. We would like to express our heartfelt appreciation to all the residents who offered their cooperation for this survey.

Shinagawa City

■ Outline of the survey

Subjects	Shinagawa City residents of age 15 years and older, excluding junior high school students	Children/students in compulsory education in municipal elementary/junior high schools
Survey items	10 questions covering 4 items “Degree of happiness and commitment to the community,” “Regarding the new flight routes at Haneda Airport,” “Engagement and participation of residents in city governance,” and “Opinion on city administration”	6 questions Questions targeted at children/students under the items “Degree of happiness and commitment to the community” and “Regarding the new flight routes at Haneda Airport”
Target respondents	358,035 people (230,931 target households) *As of April 1, 2023	22,895 children/students from grades 1 to 9 *As of May 1, 2023
Survey method	Distribution and collection by post, or online response	Publicity at schools/online response using tablets
Valid responses, etc.	87,086 people (valid response rate 24.3%) (Breakdown) Responses by post: 46,005 people (52.8%) Online responses: 41,081 people (47.2%)	12,649 people (valid response rate 55.2%) Reference: Responses from children / students living in Shinagawa City and attending private schools, etc.: 21 people
Survey period	August 1 – September 20, 2023	September 6 – 19, 2023
Research agency	Survey Research Center Co., Ltd.	—

*The valid response rate for this survey was rounded off to the nearest second decimal place but shown with the first decimal place, so the total response rate may not add up to 100%.

■ Analysis of free response answers

Free response answers were analyzed using a text mining tool (hereafter, “text mining”) to identify the characteristics and trends of the text contents from the large volume of text data collected.

* “Text mining,” as the meaning from the two separate words suggests, refers to a method of extracting and analyzing information needed from a vast volume of text data. Specifically, the text is broken up into phrases and words, and the frequency of their occurrence, correlation, and other factors are aggregated and analyzed.

[Three processes in text mining]

The following three processes were carried out to summarize and aggregate similar opinions.

(1) Morphological analysis

The text is broken up into single words, and parts of speech are assigned to each word.

(E.g.)

子どもの成長が楽しみ

(meaning: I look forward to watching my child grow)

↓
子ども の 成長 が 楽しみ
(Child = noun) (particle) (growth = noun) (particle) (enjoyment = adjective)

(2) Standardization of synonyms

Using a thesaurus, words with similar meanings were standardized into a single word. In the following example, the word “child” can be written with different combinations of *kanji* and *hiragana* characters.

(E.g.) 子ども (meaning: child): “子ども” “子供” “こども” etc.

(3) Syntactic analysis

Expressions of dependency (relationship between a governing word and a dependent word, such as "subject and predicate") of subjects/predicates are extracted from the text that has undergone morphological analysis.

(E.g.) 子どもの成長が楽しみ

(meaning: I look forward to watching my child grow)

子ども の 成長 が 楽しみ

↓

“子ども-成長” (child-growth) “成長-楽しみ” (growth-enjoyment) “子ども-楽しみ” (child-enjoyment) are extracted.

[Analysis methods in text mining]

Of the analysis methods that are available in text mining, the following methods were used to conduct the analysis for this survey.

Word frequency analysis: A method of analyzing the frequency at which specific words occur in text.

Dependency frequency analysis: A method of analyzing the frequency at which dependency occurs in text. To identify and extract the connection between words, the specific characteristics and trends are analyzed, rather than the word frequency.

E.g.: welfare-enhance, peace of mind-living, children-play, greenery-much, etc.

Grouping: A method of categorizing (grouping) synonymous expressions based on the results of the word frequency analysis and dependency frequency analysis.

[Publication of free response answers]

This report features examples of the free response answers that represent expressions with high dependency frequency, based on the results of the text mining processes carried out. All the survey results, including the free response answers (excluding personal information, etc.) have been published as open data (*) on the Tokyo Open Data Catalog Site (Japanese only) .

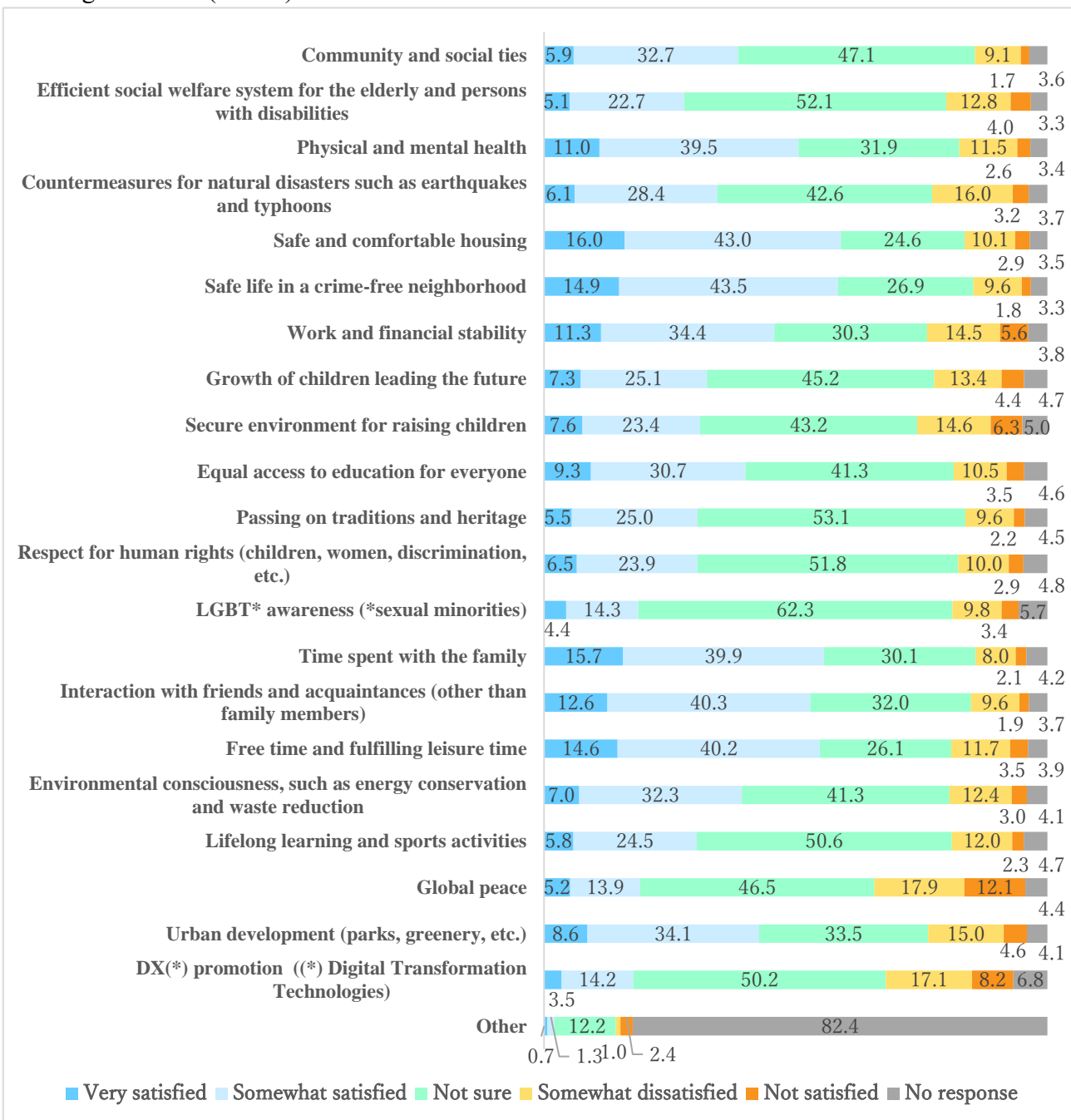
*Open data: Data held by the national government and local public organizations that is publicized to facilitate easy access and use for all citizens.

[For all residents of age 15 years and older, excluding junior high school students]

1 Degree of happiness and commitment to the community

■ Matters that respondents consider important for leading a happy life in a way that is true to themselves (by item)

When the percentages of “Very satisfied” and “Somewhat satisfied” responses were combined, “Safe and comfortable housing” ranked the highest at 59.0%, followed by “Safe life in a crime-free neighborhood” (58.4%) and “Time spent with the family” (55.6%). On the other hand, when the percentages of “Somewhat dissatisfied” and “Not satisfied” were combined, “Global peace” ranked the highest at 30.0%, followed by “DX promotion” (25.3%) and “Secure environment for raising children” (20.9%).

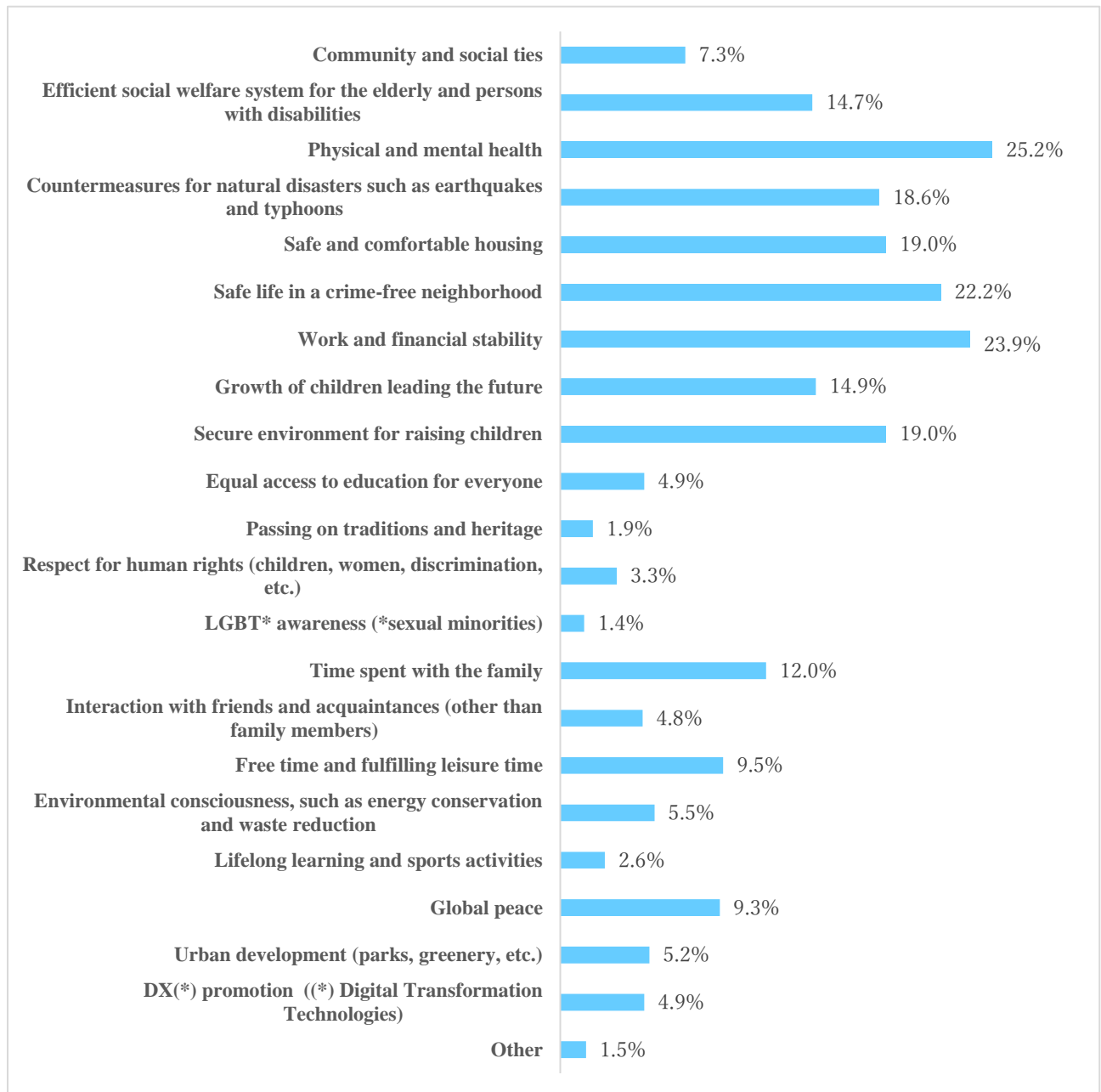


(N=87,086) (%)

■ Matters that respondents consider particularly important for leading a happy life in a way that is true to themselves

(up to three answers)

“Physical and mental health” ranked the highest at 25.2%, followed by “Work and financial stability” (23.9%), “Safe life in a crime-free neighborhood” (22.2%), “Safe and comfortable housing” (19.0%), and “Secure environment for raising children” (19.0%).



(N=87,086)

■ Relationship between levels of satisfaction and importance

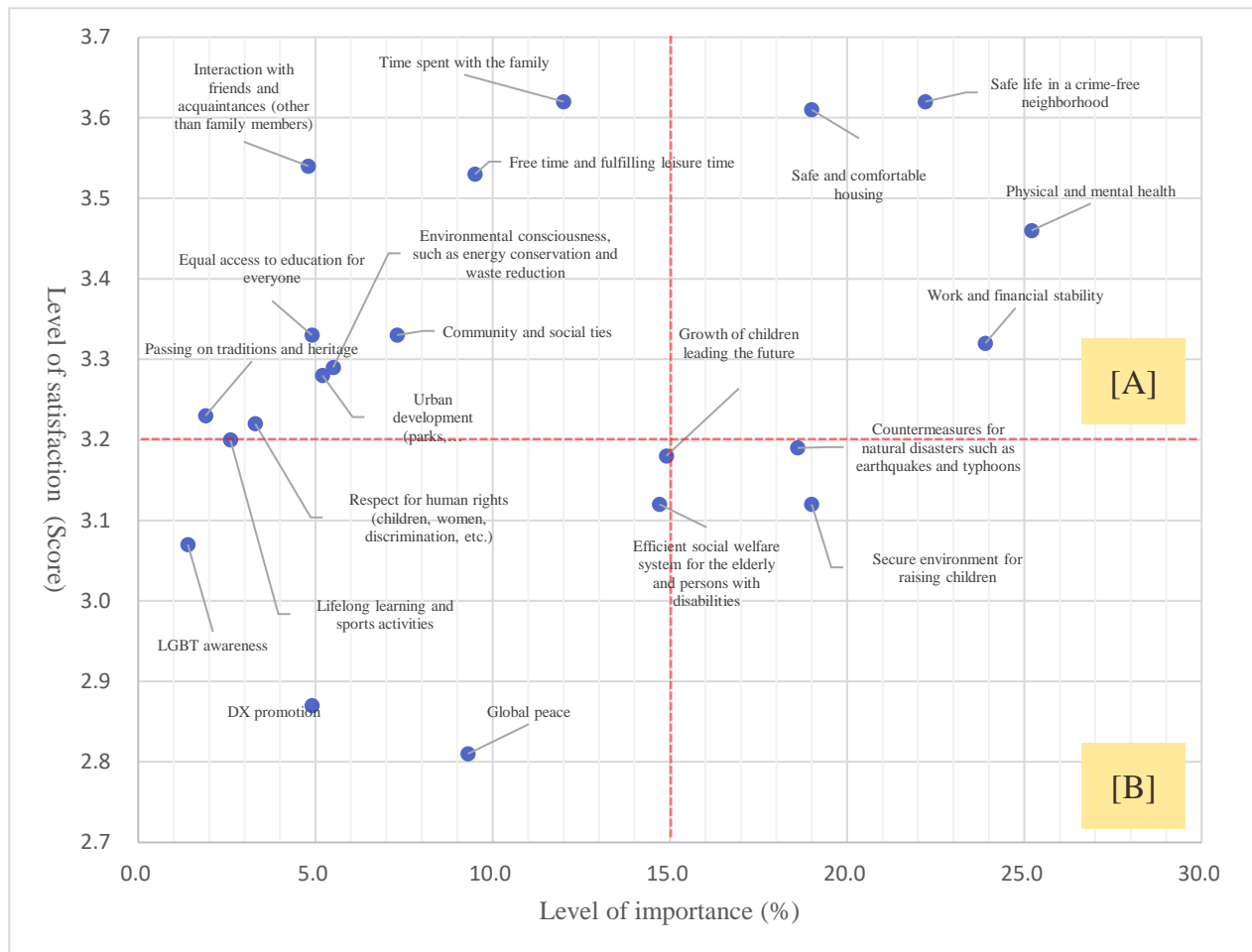
The following shows the relationship between the levels of satisfaction and importance for the “matters that respondents consider important for leading a happy life in a way that is true to themselves.”

[A] High level of importance and high level of satisfaction

- Safe life in a crime-free neighborhood
- Safe and comfortable housing
- Physical and mental health
- Work and financial stability

[B] High level of importance and low level of satisfaction

- Countermeasures for natural disasters such as earthquakes and typhoons
- Growth of children leading the future
- Secure environment for raising children
- Efficient social welfare system for the elderly and persons with disabilities



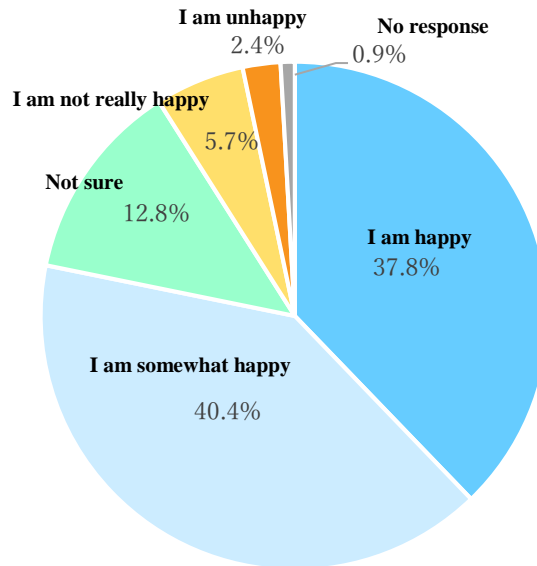
*The score for level of satisfaction is calculated by assigning a score of 1 to 5 to each individual for each option, and dividing it by the number of people to obtain the average.

Very satisfied: 5 points Somewhat satisfied: 4 points Not sure: 3 points
 Somewhat dissatisfied: 2 points Not satisfied: 1 point

■ Degree of happiness (single answer)

Approximately 80% of the respondents currently feel happy

The highest percentage of respondents indicated that they feel “somewhat happy” (40.4%). When combined with the percentage who indicated that they feel “happy” (37.8%), this makes up a high percentage (78.2%) of the respondents.

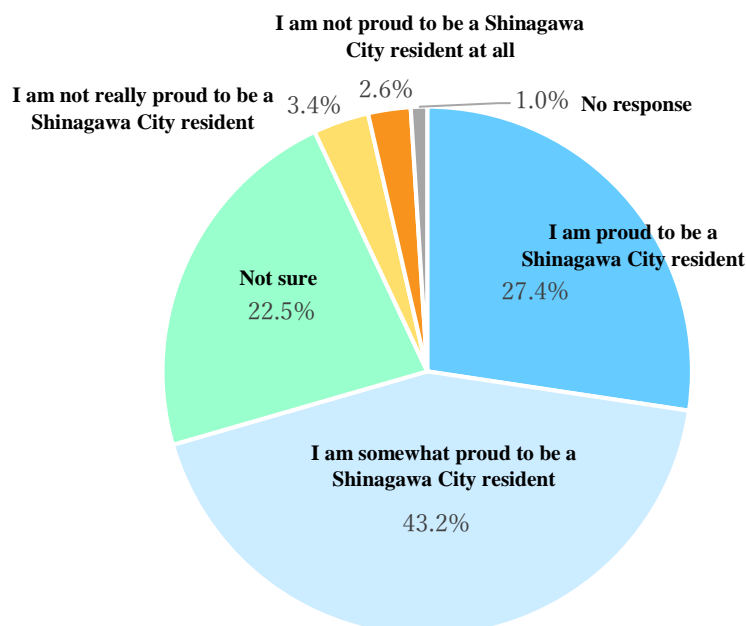


(N=87,086)

■ Commitment to the community (single answer)

Approximately 70% of the respondents are proud to be residents of Shinagawa City

The highest percentage of respondents indicated that they are “somewhat proud to be a Shinagawa City resident” (43.2%). When combined with the percentage who indicated that they are “proud to be a Shinagawa City resident” (27.4%), this makes up a high percentage (70.6%) of the respondents who are proud to be residents, similar to those who currently feel happy.

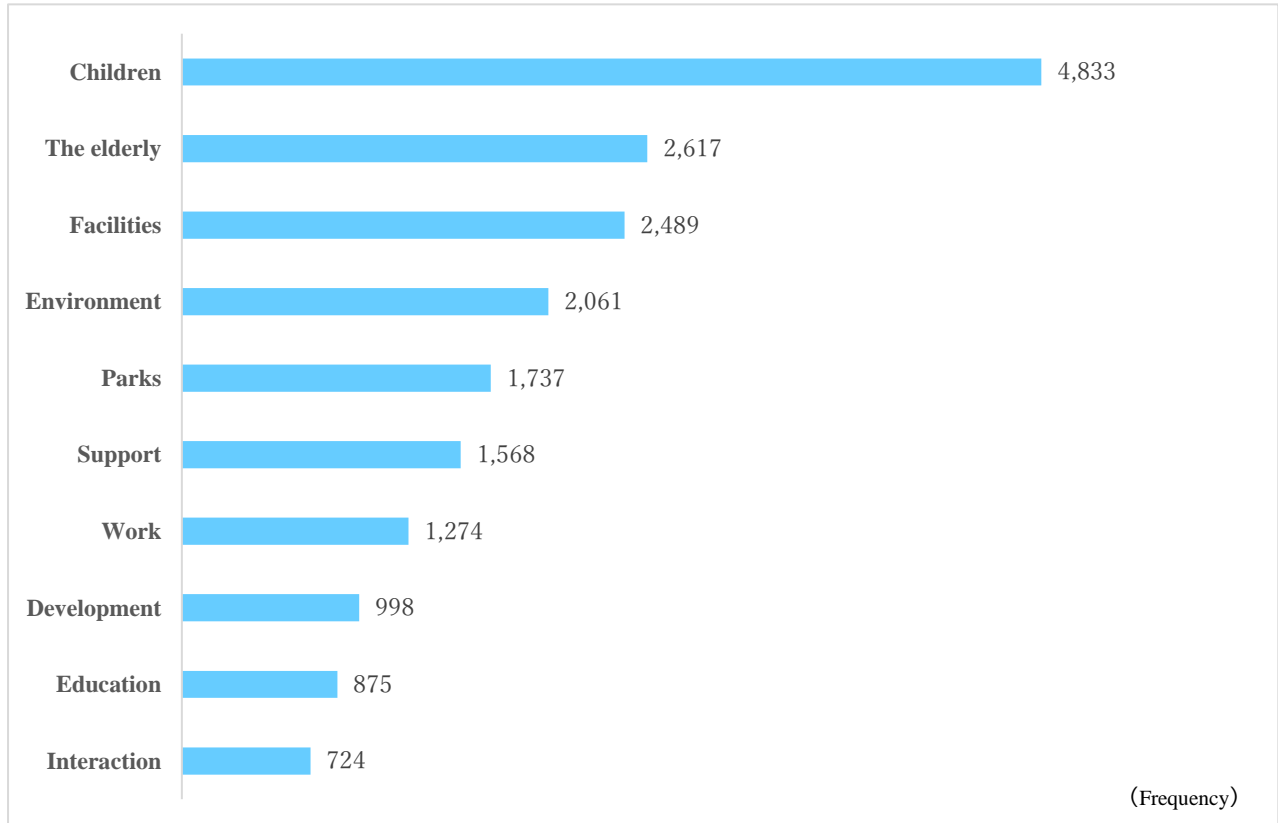


(N=87,086)

■ **Initiatives that respondents consider necessary to make Shinagawa City a more attractive city so that everyone feels a sense of purpose and can live as they wish** (Free response: 30,701 responses)

Opinions related to “children,” “the elderly,” “facilities,” “environment,” and “parks” ranked highest.

[Main groups and examples of responses]



*As one free response may be counted in multiple groups, the total number for each group may not correspond to the number of responses.

For example, "would like the number of children's facilities to be increased" is counted in both "children" and "facilities."

*Answers that may differ in format but refer to the same word, such as "child" written in different combinations of kanji and hiragana characters, are counted within the same group.

The following shows some examples of free responses from among those with high dependency (refer to P2) in each group.

Group	Dependency	Free responses (examples)
Children	children-play children-education children-peace of mind	<ul style="list-style-type: none"> •I would be happy if there were more places for children to play. •I think it is necessary to enhance support to childrearing households and education for children who are bearers of the future. •I would like to see more places where children can play safely.
The elderly	welfare-enhance peace of mind-living elderly-able to work	<ul style="list-style-type: none"> •I think it is important to enhance welfare for the elderly and persons with disabilities. •Create a town where the elderly can live with peace of mind. •I think it would be good to have more places where healthy elderly persons can work.
Facilities	children-play	<ul style="list-style-type: none"> •Enhancement of indoor facilities where children can play. •Places where children can play freely without restrictions such as no ball-play, etc.

Group	Dependency	Free responses (examples)
Environment	greenery-increase children-peace of mind peace of mind-living	<ul style="list-style-type: none"> • I would like to see more greenery (trees, grass, flowers) across the city, along with efforts to conserve greenery in residential areas, etc. • I think there is a definite need, even in the future, for an environment where we can raise children with peace of mind. • I think the development of an environment where people can live safely and with peace of mind, can contribute to physical and mental well-being.
Parks	children-play	<ul style="list-style-type: none"> • I hope the city can consider heat measures so that children can play actively in parks during the summer. • I would like to see more parks where children can play freely.
Support	children-support elderly-support childrearing households-support	<ul style="list-style-type: none"> • I hope that support for nurturing children can be enhanced. • Support for the elderly, patrols, etc., shopping, mobility. • I hope to see greater expansion of support for childrearing households.
Work	elderly-work children-nurture	<ul style="list-style-type: none"> • Further enhancement of initiatives to enable the elderly to work even for one extra year. • I would like to see improvements in the environment for nurturing children while balancing it with work.
Development	parks-develop roads- develop green areas- develop	<ul style="list-style-type: none"> • Development of parks so that people can rest and take walks with peace of mind. • Putting electric cables and poles underground; creating safe roads that separate cyclists and pedestrians. • I would like to see more effort put into developing parks and green areas to further enrich our leisure time.
Education	children-education	<ul style="list-style-type: none"> • I would like to see more effort put into education for children. If Shinagawa City demonstrates a passionate approach to education, I think more people would want to live here. • I think it is necessary to enhance education for children, who are the bearers of the future.
Interaction	residents- interaction children- interaction	<ul style="list-style-type: none"> • Increase the number of spaces where residents can interact with one another. • Create spaces for interaction with the elderly and children.

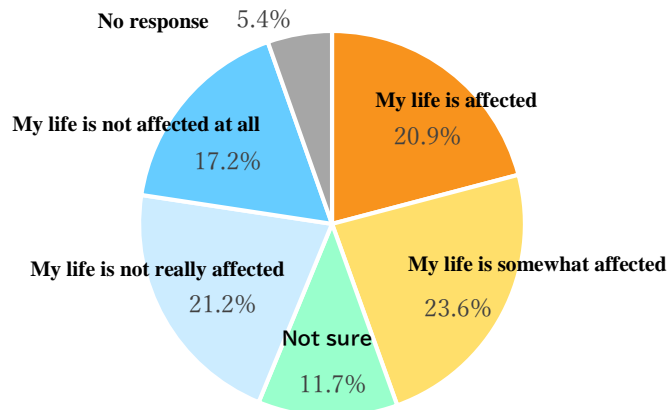
2 Regarding the new flight routes at Haneda Airport

■ Extent to which respondents' life or livelihood have been affected? (single answer)

Approximately 45% answered “My life is affected” and about 40% answered “My life is not affected at all.”

Combining the percentages of respondents who answered “My life is affected” (20.9%) and “My life is somewhat affected” (23.6%) results in 44.5% of all respondents whose lives have been affected. On the other hand, 38.4% of all respondents have not been affected, comprising 17.2% who answered “My life is not affected at all” and 21.2% who answered “My life is not really affected.”

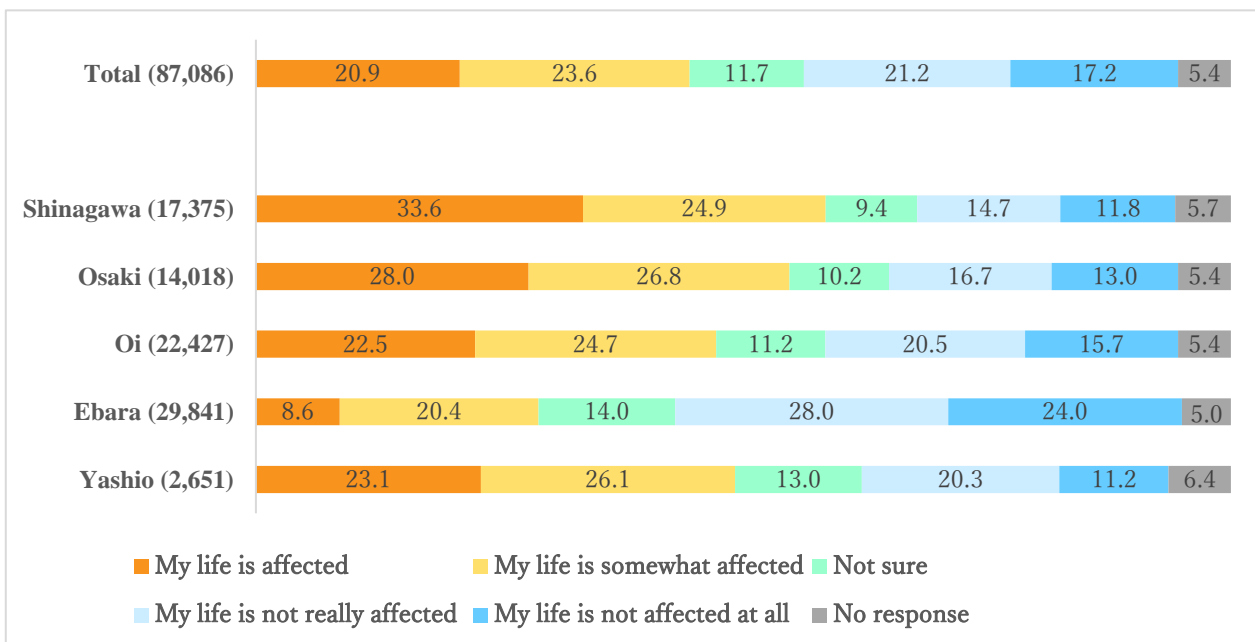
Aside from these, 11.7% answered “Not sure” and 5.4% did not respond.



(N=87,086)

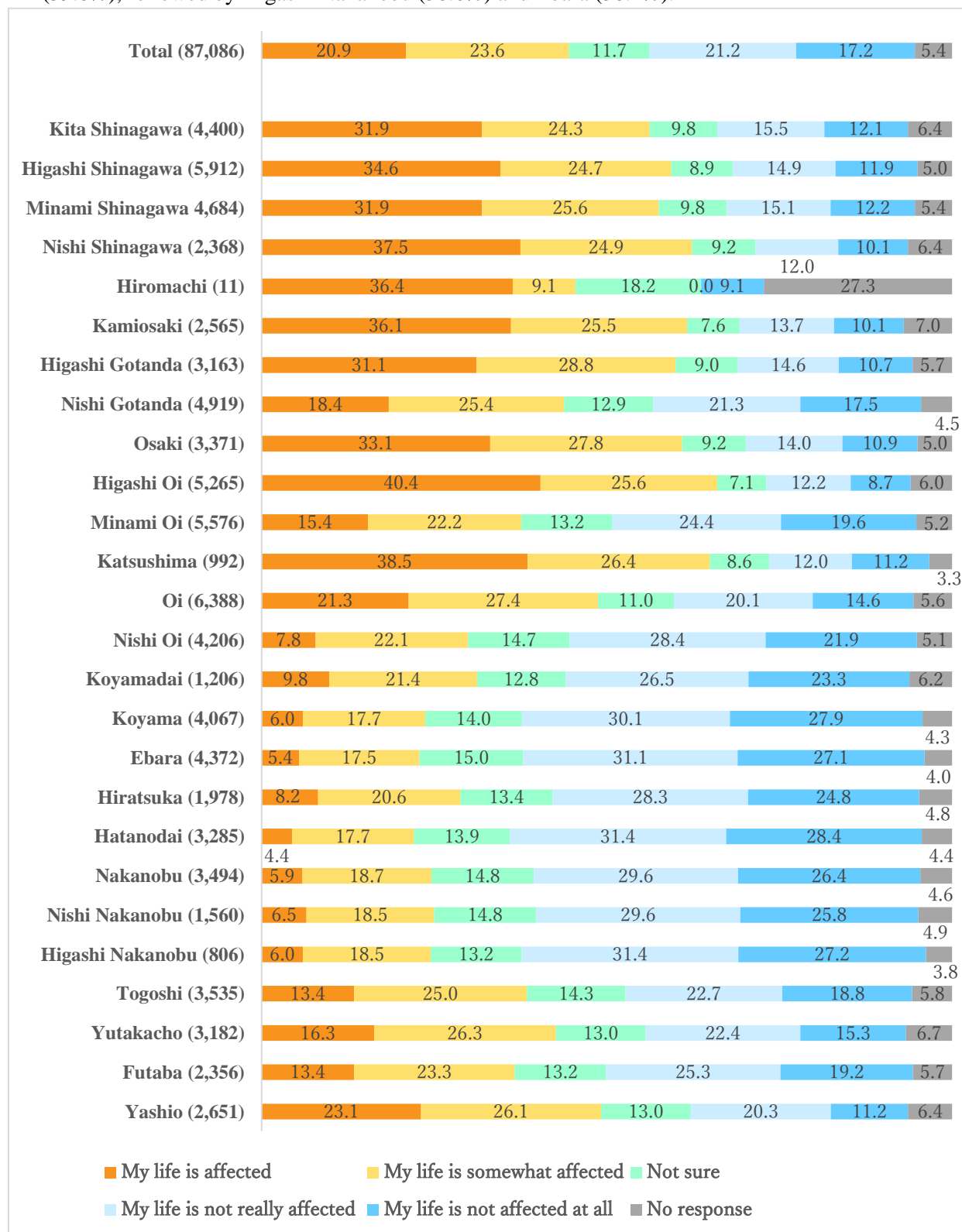
Degree of impact by districts (Five districts: Shinagawa, Osaki, Oi, Ebara, Yashio)

Among the respondents whose lives have been affected (obtained by combining the percentages of respondents who answered “My life is affected” and “My life is somewhat affected”), the highest percentage of respondents came from Shinagawa district (58.5%), followed by Osaki (54.8%) and Yashio (49.2%). On the other hand, among those whose lives have not been affected (obtained by combining the percentages of respondents who answered “My life is not affected at all” and “My life is not really affected”), the highest percentage of respondents came from the Ebara district (52.0%), followed by Oi (36.2%) and Yashio (31.5%).



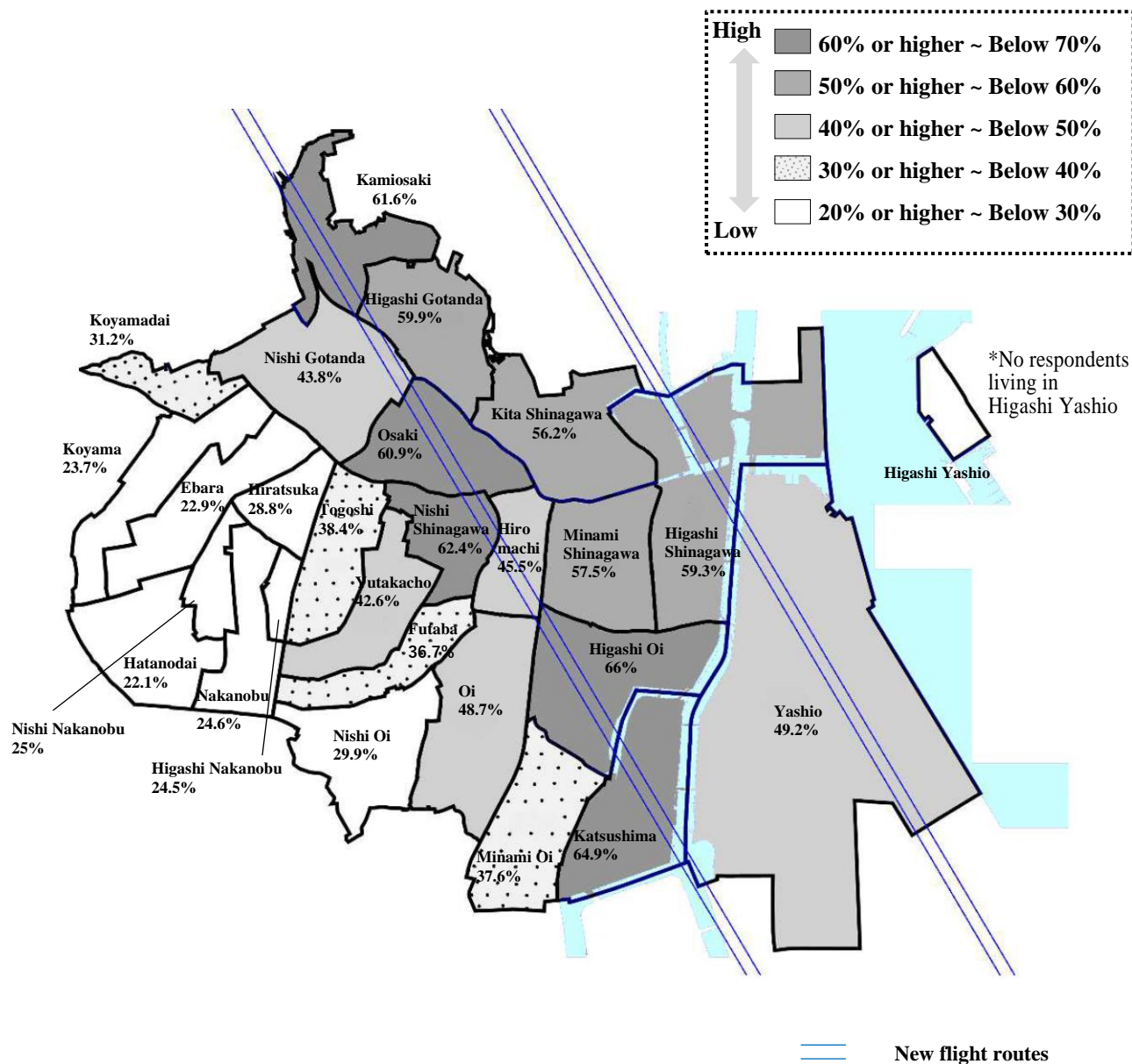
Degree of impact by districts (all 26 districts)

Among the respondents whose lives have been affected (obtained by combining the percentages of respondents who answered “My life is affected” and “My life is somewhat affected”), the highest percentage of respondents came from Higashi Oi district (66.0%), followed by Katsushima (64.9%) and Nishi Shinagawa (62.4%). On the other hand, among those whose lives have not been affected (obtained by combining the percentages of respondents who answered “My life is not affected at all” and “My life is not really affected”), the highest percentage of respondents came from the Hatanodai district (59.8%), followed by Higashi Nakanobu (58.6%) and Ebara (58.2%).



Percentage of respondents affected by district, from the viewpoint of the new flight routes (all 26 districts)

The percentages of respondents whose lives have been affected (obtained by combining the percentages of respondents who answered “My life is affected” and “My life is somewhat affected”), categorized by district, are shown on the map below. The highest percentage of respondents came from Higashi Oi (66.0%), followed by Katsushima (64.9%) and Nishi Shinagawa (62.4%). On the other hand, the lowest percentage of respondents came from Hatanodai (22.1%), followed by Ebara (22.9%) and Koyama (23.7%).

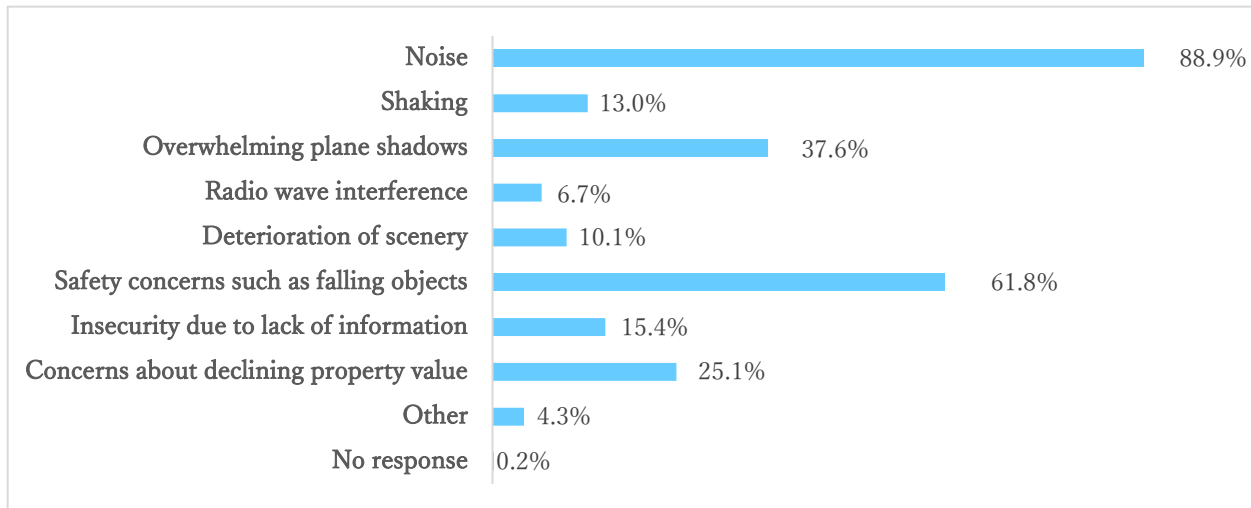


(Among respondents who answered “My life is affected” or “My life is somewhat affected” (44.5%))

■ Specific impact (Multiple answers)

Of those whose lives have been affected (obtained by combining the percentages of respondents who answered “My life is affected” and “My life is somewhat affected”), most were affected by noise, while approximately 60% were affected by “safety concerns such as falling objects.”

Of the abovementioned respondents who answered “My life is affected” or “My life is somewhat affected” (44.5%), when asked about the specific impact, the highest percentage answered “noise” (88.9%), followed by “safety concerns such as falling objects” (61.8%) and “overwhelming plane shadows” (37.6%).

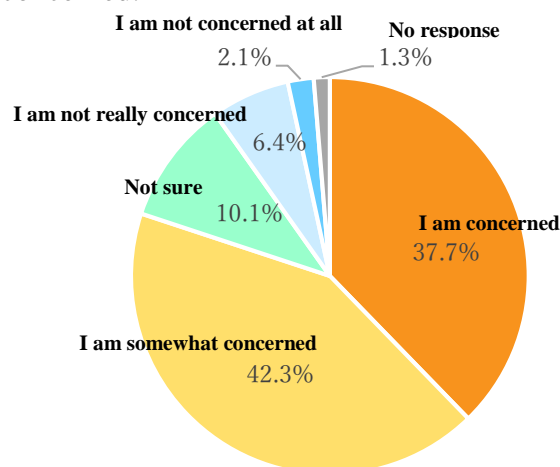


(N=38,719)

■ Concern about specific impact (Up to one answer)

Of those whose lives have been affected, approximately 80% felt concerned about it.

Of the abovementioned respondents who answered “My life is affected” or “My life is somewhat affected” (44.5%), when asked about how concerned they are about its impact on their lives, the highest percentage of respondents felt “somewhat concerned” (42.3%). When combined with the percentage who felt “concerned” (37.7%), makes up 80.0% of the respondents who feel concerned.



(N=38,719)

Degree of impact for districts near the route and other districts

(1) Of the abovementioned respondents who answered “My life is affected” or “My life is somewhat affected” (44.5%), 68.1% live near the new flight routes.

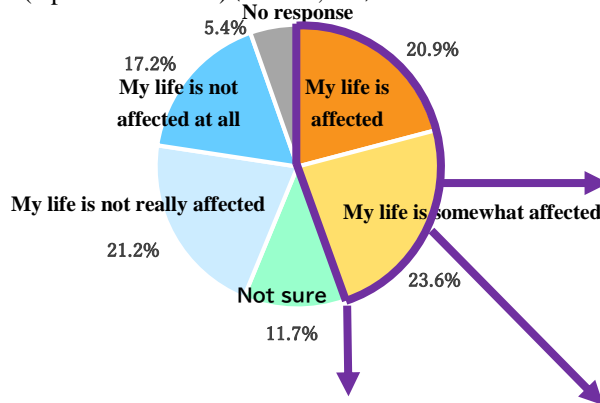
(2) Of the abovementioned respondents who answered “My life is affected” or “My life is somewhat affected” (44.5%), 88.9% selected “noise” as a specific impact, and 70.9% of these respondents live near the new flight routes.

(3) Of the abovementioned respondents whose lives have been affected (44.5%), 80.0% answered that they are “concerned” or “somewhat concerned” about the impact on their lives. Of these, 69.5% live near the new flight routes.

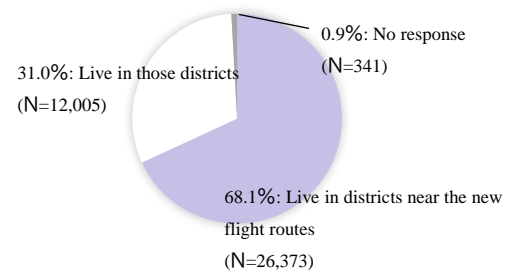
Reprinted from p.9

To what extent has your life or livelihood been affected?

(Up to one answer) (N=87,086)

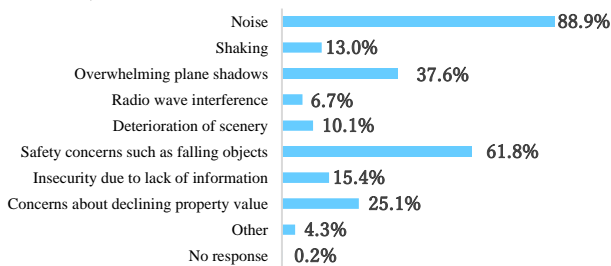


(1) Of those whose lives have been affected (44.5%), 68.1% live near the new flight routes

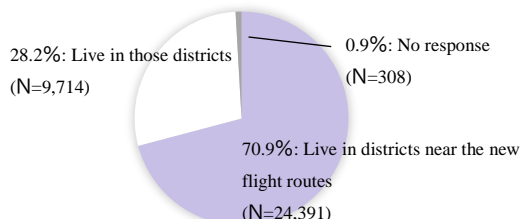


(2)-1 Of those whose lives have been affected (44.5%), 88.9% are affected by “noise”

Reprinted from p.12 Specific impact (multiple answers)
(N=38,719)

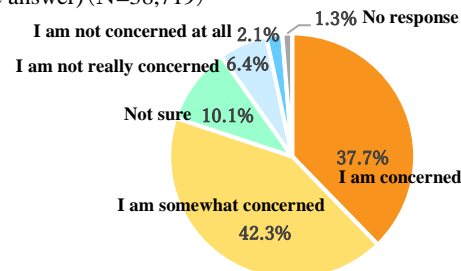


(2)-2 Of those who are affected by “noise” (88.9%), 70.9% live near the new flight routes

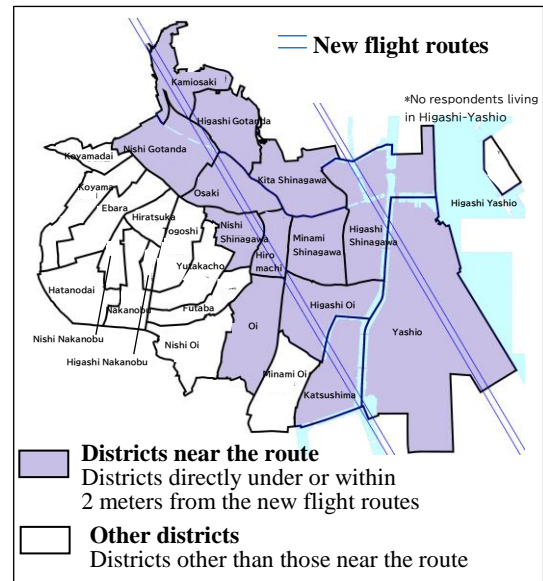
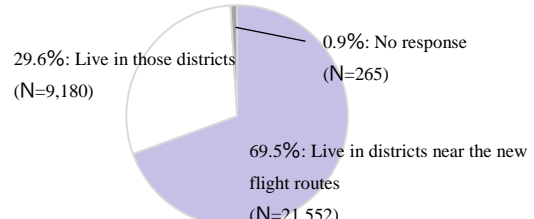


(3)-1 Of those whose lives have been affected (44.5%), 80.0% felt “concerned” or “somewhat concerned” about the impact on their lives

Reprinted from p.12 Concern about specific impact (Up to one answer) (N=38,719)



(3)-2 Of those who felt “concerned” or “somewhat concerned” (80.0%), 69.5% live near the new flight routes



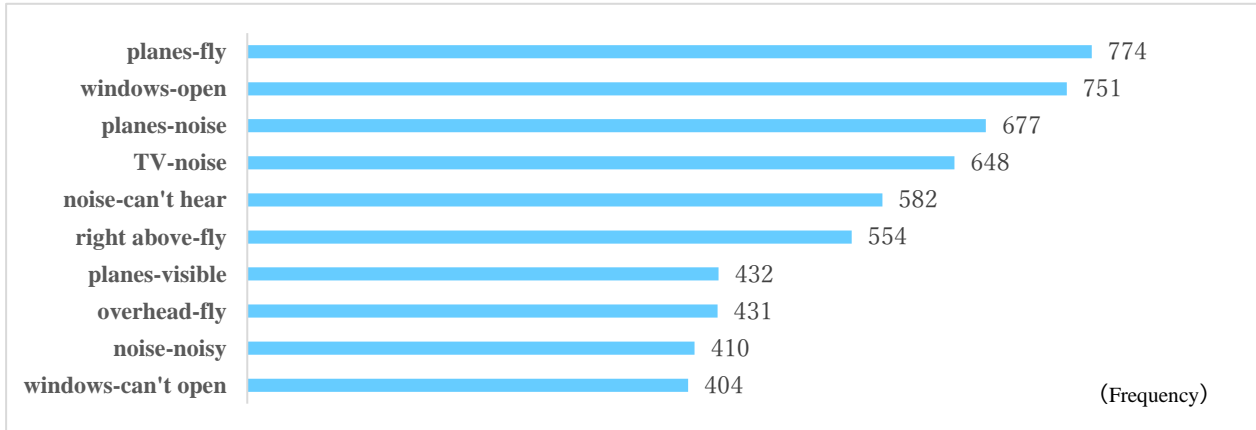
■ If you have any other comments about the new flight routes at Haneda Airport, please share them with us with some specific episodes.

(Free response: 27,922 responses)

[Dependency frequency in districts near the routes and other districts (see p.2) and free responses (examples)]

<Districts near the routes (Kita Shinagawa, Higashi Shinagawa, Minami Shinagawa, Nishi Shinagawa, Hiromachi, Kamiosaki, Higashi Gotanda, Nishi Gotanda, Osaki, Higashi Oi, Katsushima, Oi, Yashio): 17,187 responses>

Top ranking dependencies include “planes-fly,” “windows-open,” and “planes-noise.”

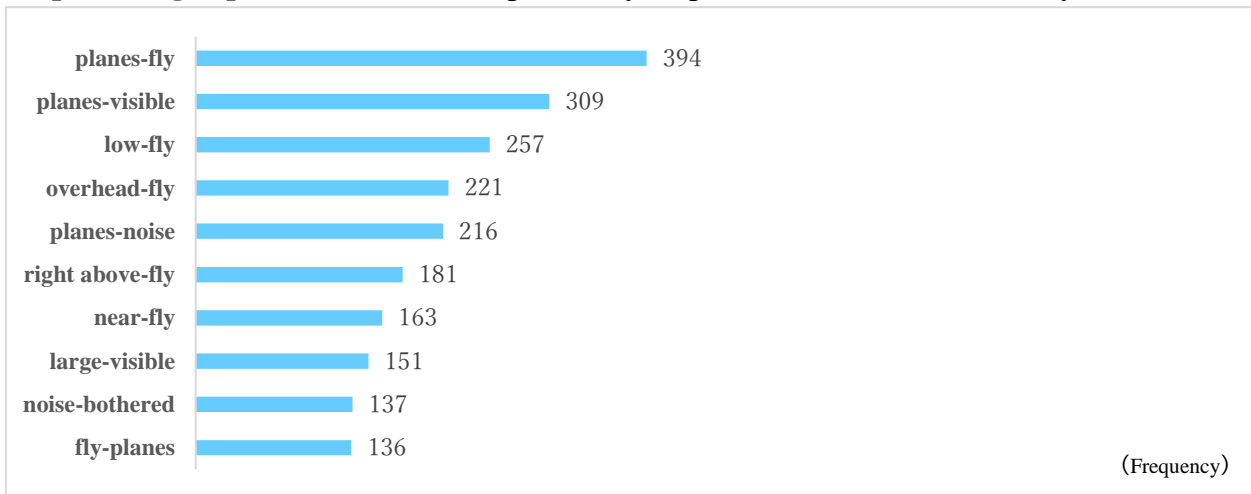


The following table shows examples of free response answers from among expressions with high dependency. (See p.2).

Dependency	Free responses (Examples)
planes-fly	<ul style="list-style-type: none"> • It is scary to have planes fly directly above the house. Even though it is only from 3 – 6 p.m., it still feels noisy. • Can't hear conversations due to the noise of planes flying low overhead • I can always see planes flying past, but I do not feel annoyed by it.
windows-open	<ul style="list-style-type: none"> • I have more opportunities to work from home, but as it is noisy when I open the windows, I can't open them during the flight hours. • Even though it is the season for nice weather, I can't open my windows due to the noise. • I can't open my windows due to the noise. It has an impact when holding meetings, making phone calls, or watching TV.
plane-noise	<ul style="list-style-type: none"> • On days when there are many flights near my apartment, they fly past at intervals of 5 – 10 minutes. It is also incredibly noisy. • The frequent sound of the planes is just so noisy. • With planes flying overhead more frequently, I am sometimes bothered by the noise. I hope they can be more considerate of residents.
TV-noise	<ul style="list-style-type: none"> • When the windows are open, I can't hear dialogues on TV, etc. due to the noise. It has transformed my life by making it impossible to allow wind to enter the house. • It is difficult to hear the TV or music at home due to the noise. It's noisy and I can't open the windows. • There are many flights and the noise is so bad that I can't hear the TV.
noise-can't hear	<ul style="list-style-type: none"> • It is difficult to hear the TV due to the noise, and I can't hear even if I turn up the volume. • When I am in a web conference while working from home, I can't hear the other party due to the noise. • When outside, I can't hear others talking due to the noise.

<Other districts (Minami Oi, Nishi Oi, Koyamadai, Koyama, Ebara, Hiratsuka, Hatanodai, Nakanobu, Nishi Nakanobu, Higashi Nakanobu, Togoshi, Yutakacho, Futaba): No. of responses: 10,468>

Top ranking dependencies include “planes-fly,” “planes-visible,” and “low-fly.”



The following table shows examples of free response answers from among expressions with high dependency.

Dependency	Free responses (Examples)
planes-fly	<ul style="list-style-type: none"> • As expected, I think it's noisy during flight hours. • I don't really feel it now, but I'll feel worried when there are more flights in the future. • Sometimes, when I look up at the skies due to the noise of the planes, I see them flying quite low but it doesn't bother me much.
planes-visible	<ul style="list-style-type: none"> • I live in Hatanodai, so I'm not affected at all. But when I walk around Oimachi, I often see planes flying low, so I feel they're probably affecting the nearby residents. • In my daily life, I feel how near the planes are when I'm walking on the streets. To be honest, I feel worried because the planes are in visible range every day and appear larger than they used to be. • I have more opportunities to look at the skies as the planes are visible. I talk with the children as we look at the skies together.
low-fly	<ul style="list-style-type: none"> • I saw planes flying very low at Oimachi Station, and felt claustrophobic. • There are many planes flying low, and it's scary. • I sometimes get surprised by the sound of planes at night, or get worried when I see them flying low.
overhead-fly	<ul style="list-style-type: none"> • The frequency of seeing planes fly overhead has increased significantly. They sometimes fly quite low, and their noise echoes around. • I don't want them to fly over Shinagawa. • I think it's good that fixed times are set for them to fly overhead.
planes-noise	<ul style="list-style-type: none"> • I am very bothered by the noise when the planes fly near due to the flight routes. • Depending on the day, the noise of the planes can be heard very frequently. Especially when the windows are open, it becomes difficult to hear the video conferences at work, and the noise also affects the other party. • The planes are noisy when the windows are open, and it is sometimes difficult to hear the phone or online classes.

3 Engagement and participation of residents in city governance

■ Expectations of spaces/mechanisms that will bring residents closer to the city government (multiple answers)

High expectations of “city website” “SNS” “application”

The highest percentage of respondents chose “Gathering information on the city administration from the city website and SNS” (34.3%), followed by “Receiving information on the city administration through the PR newsletters and cable TV programs” (32.3%) and “Creating an application that allows the city residents to voice their opinions” (26.1%).

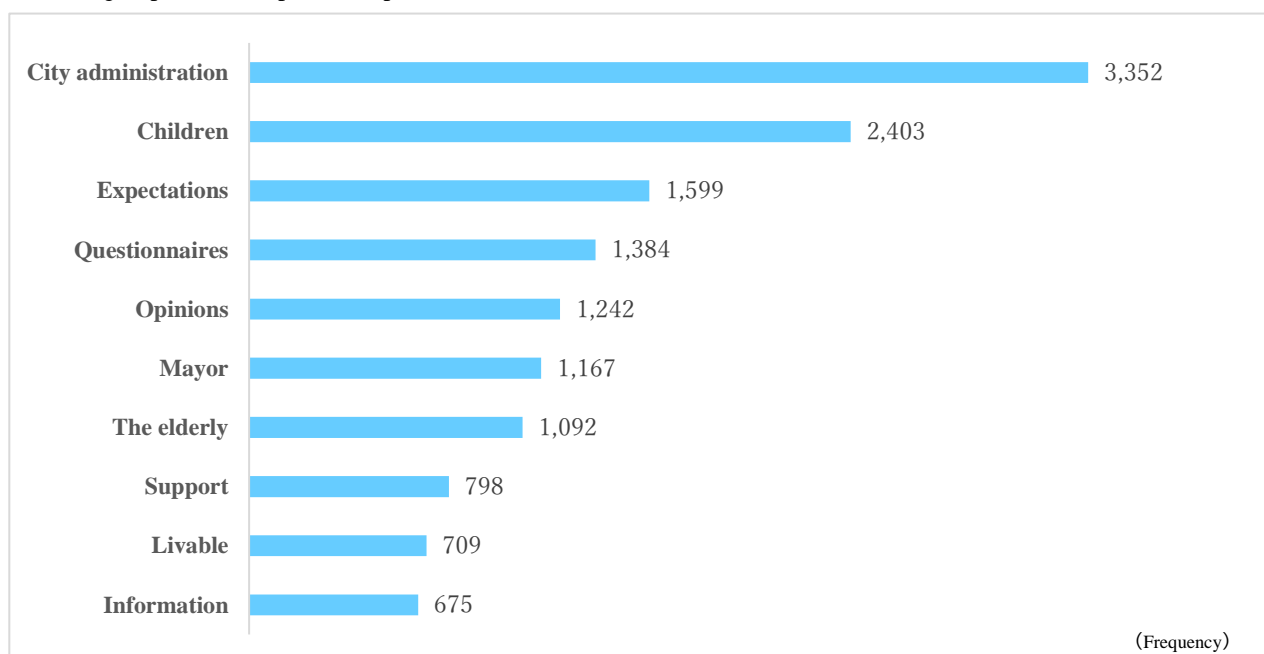


(N=87,086)

4 Opinions on city administration

■ If you have any specific comments on the city administration, please let us know. (Free response: 23,981 responses)

Opinions related to “city administration,” “children,” “expectations,” and “questionnaires” ranked highest.
[Main groups and examples of responses]



*As one free response may be counted in multiple groups, the total number for each group may not correspond to the number of responses.

For example, "have expectations of measures for children" is counted in both "children" and "expectations."

*Answers that may differ in format but refer to the same word, such as "child" written in different combinations of kanji and hiragana characters, are counted within the same group.

The following shows some examples of free responses from among those with high dependency (refer to P2) in each group.

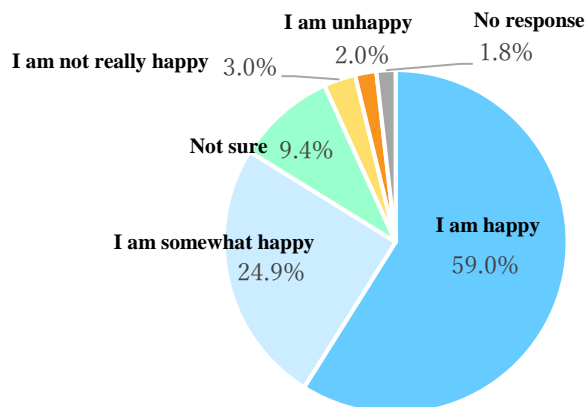
Group	Dependency	Free response (examples)
Administration	city administration-participate city administration-reflect	<ul style="list-style-type: none"> • I hope the administration will come up with more creative ideas to allow people of all generations to participate and engage with city administration. • I hope that public opinions from many residents who answer the questionnaires will be reflected in city administration.
Children	children-nurture children-support children-peace of mind	<ul style="list-style-type: none"> • The same can also be said for the national and prefectural governments, but I hope that more effort can be put into creating an environment for raising and nurturing children with peace of mind. • Please implement wonderful policies for supporting children, etc. • Please provide city administration to make Shinagawa City a place where children who support the future can live with peace of mind.
Expectations	city administration-expectations Mayor-expectations Shinagawa City-expectations	<ul style="list-style-type: none"> • I have expectations of policies that will make Shinagawa City a livable place for the younger generation. • I expect that new Mayor to bring about changes. • I have expectations of the birth of a new Shinagawa.

Group	Dependency	Free response (examples)
Questionnaires	questionnaires- implement	<ul style="list-style-type: none"> • I would like this questionnaire to be implemented regularly as I think it is a valuable opportunity to directly communicate residents' opinions, which cannot usually be communicated to the administration. • I am very happy with the implementation of such a questionnaire, which enables residents' voices to reach the administration directly, and I feel that I can rely on the administration.
Opinions	residents-opinions opinions-listen opinions- incorporate	<ul style="list-style-type: none"> • Necessary to have an environment that allows residents to communicate their opinions easily. • I hope the administration keeps in mind the stance of "residents first." I would like them to listen more to the residents' opinions. • I want to connect more to the city administration, and I hope they incorporate our opinions.
Mayor	Mayor- expectations voices-listen	<ul style="list-style-type: none"> • I also have expectations of the new Mayor. I hope that she will create more touch points with residents. • I hope that she will listen to the various voices of the residents.
The elderly	the elderly- support welfare-enhance the elderly-livable	<ul style="list-style-type: none"> • In addition to children, please also provide strong support to the elderly. • With an increasing number of elderly people, I hope that effort is focused on enhancing welfare and developing an environment for them. • Please create a livable city for the elderly.
Support	children-support childrearing generation-support the elderly- support	<ul style="list-style-type: none"> • Please provide continuous support, rather than one-off support, so as to create a city where we can raise and nurture children with peace of mind. • I hope that support for the childrearing generation, and for the children who will lead the future of Shinagawa City, will be enhanced. • Various forms of support for the childrearing generation are available, and I think support is very extensive, but I hope that support for the elderly can also be enhanced.
Livable	Shinagawa City- livable	<ul style="list-style-type: none"> • I have high expectations, so please transform Shinagawa City into a more livable city. • I would like Shinagawa City government to aim toward creating an even more livable Shinagawa City.
Information	information- disseminate information-want to know	<ul style="list-style-type: none"> • I would like a lot of information on events and projects to be disseminated. • I hope that the information that I want to know can be accessed immediately (such as by searching on the website).

■ Do you currently enjoy life/feel happy? (Up to one answer)

Approximately 85% of the respondents feel happy

The highest percentage of respondents are “happy” (59.0%). Combined with those who are “somewhat happy” (24.9%), this makes a high percentage of respondents (83.9%) who feel happy.

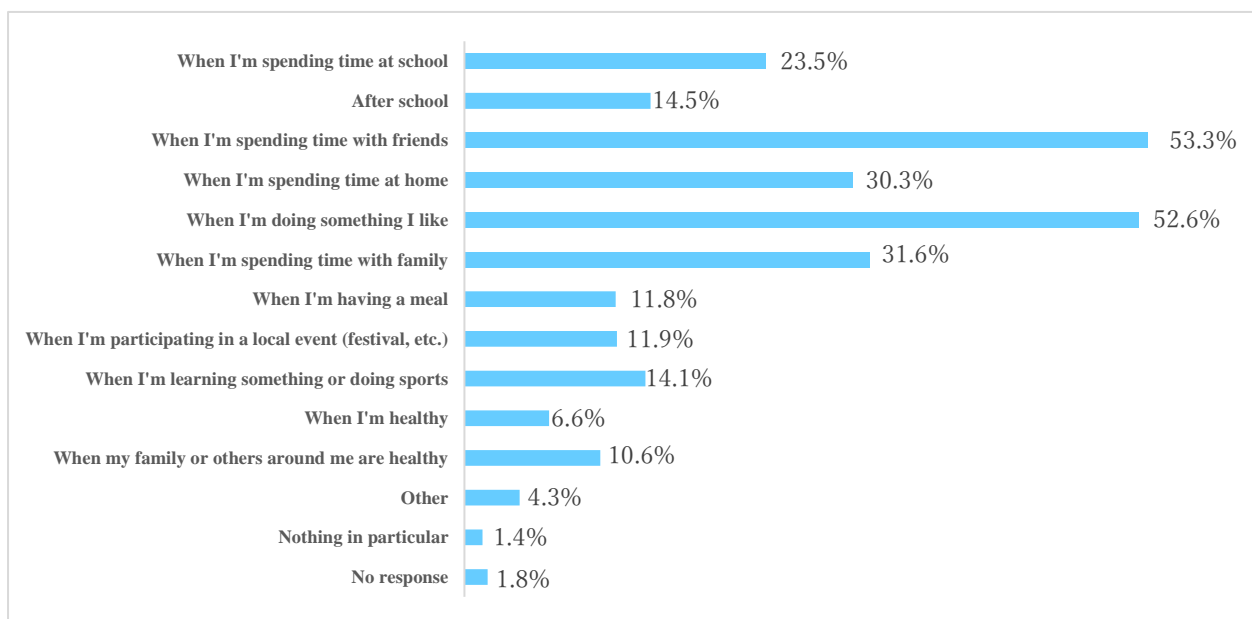


(N=12,649)

■ When do you feel happy in your daily life? (Up to three answers)

Top ranking answers were “When I’m spending time with friends,” “When I’m doing something I like,” and “When I’m spending time with family.”

The highest percentage of respondents answered “When I’m spending time with friends” (53.3%), followed by “When I’m doing something I like” (52.6%) and “When I’m spending time with family” (31.6%).

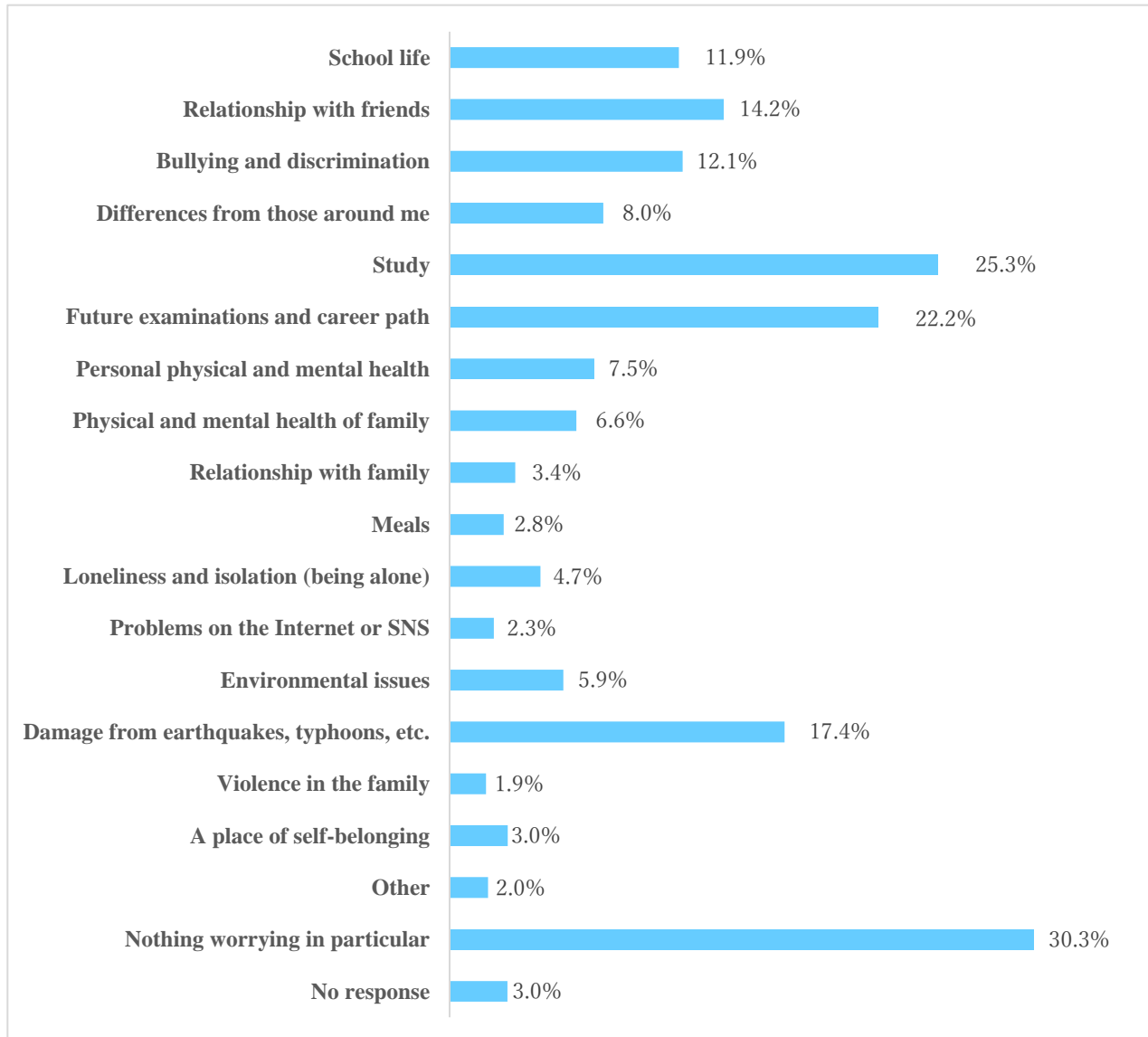


(N=12,649)

■ What do you feel worried about in daily life? (Up to three answers)

Top ranking answers were “study,” “future examinations and career path,” and “damage from earthquakes, typhoons, etc.”

The highest percentage of respondents indicated “study” (25.3%), followed by “future examinations and career path” (22.2%) and “damage from earthquakes, typhoons, etc.” (17.4%).

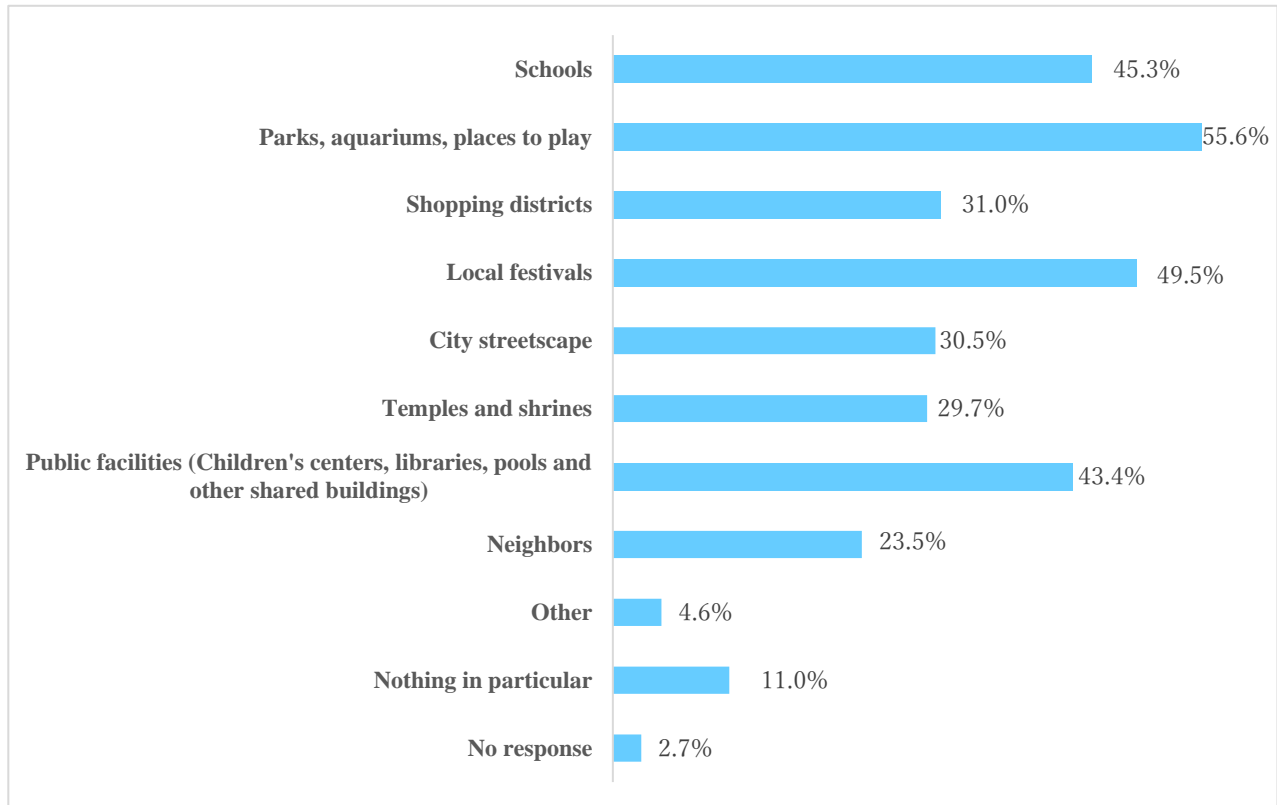


(N=12,649)

■ **Things about Shinagawa City that respondents “like,” “feel proud of,” and “want to preserve” (Up to three answers)**

Top ranking answers were “parks, aquariums, places to play,” “local festivals,” “schools,” and “public facilities.”

The highest percentage of respondents indicated “parks, aquariums, places to play” (55.6%), followed by “local festivals” (49.5%) and “schools” (45.3%).

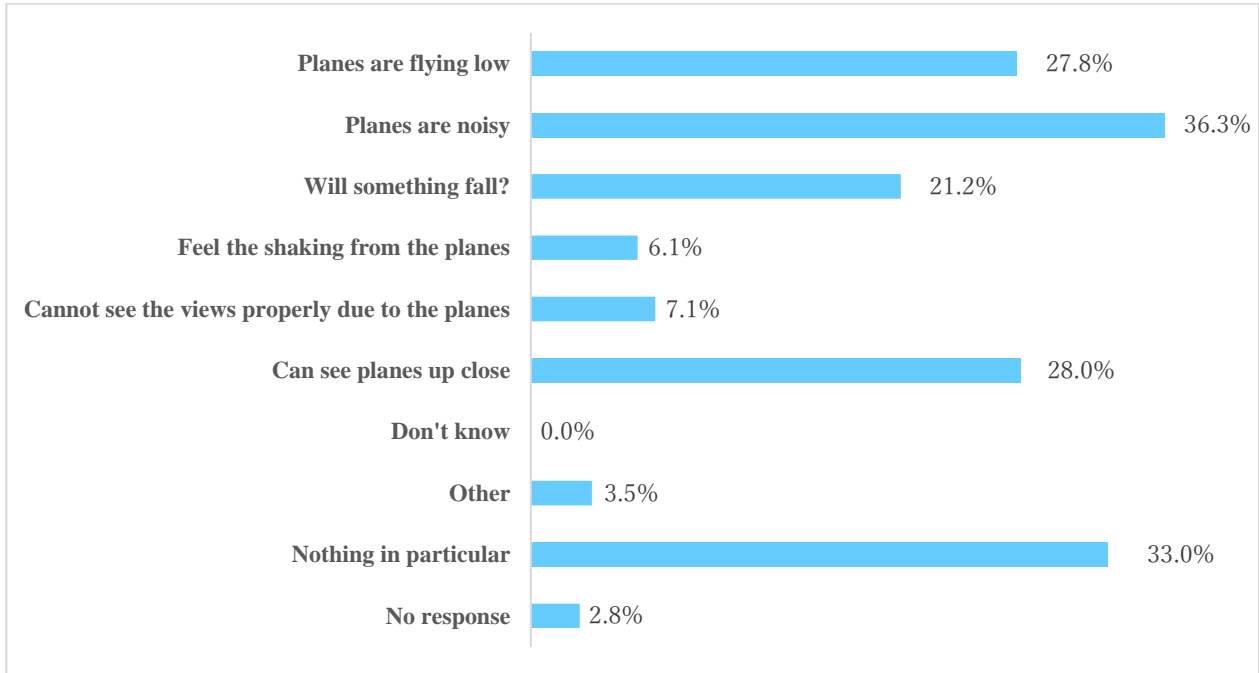


(N=12,649)

■ How do you feel What are your concerns about planes flying over Shinagawa City? (multiple answers)

“Noisy,” “can see up close,” and “flying low” ranked the highest.

The highest percentage of respondents selected "Planes are noisy" (36.3%), followed by “Can see the planes up close” (28.0%) and “Planes are flying low” (27.8%).



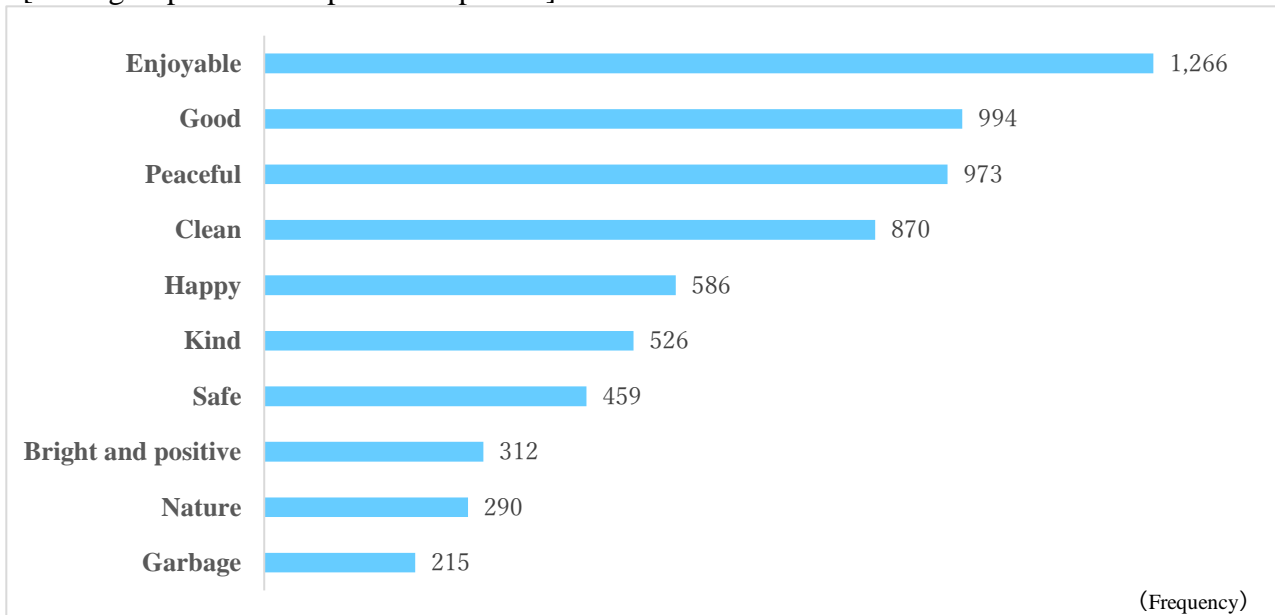
(N=12,649)

■ What kind of city do you want Shinagawa City to become in 10 years?

(Free response: 9,981 responses)

The top ranking words were “enjoyable,” “good,” “peaceful,” “clean,” and “happy.”

[Main groups and examples of responses]



*As one free response may be counted in multiple groups, the total number for each group may not correspond to the number of responses.

For example, "an enjoyable and clean city" is counted in both "enjoyable" and "fun."

*Answers that may differ in format but refer to the same word, such as "enjoyable" written in different combinations of kanji and hiragana characters, are counted within the same group.

The following shows some examples of free responses in each group.

Group	Free response (examples)
Enjoyable	<ul style="list-style-type: none"> • An enjoyable and joyful city with many festivals. • I hope that it will become a place where children can enjoy playing in, such as having safe and fun public facilities.
Good	<ul style="list-style-type: none"> • A city where people can feel good, and where there is no bullying or discrimination. • I hope that we can achieve even just one of the SDGs and make the world a better place to live in.
Peaceful	<ul style="list-style-type: none"> • A wonderful and peaceful Shinagawa without discrimination or incidents. • A peaceful city where everyone can live with smiles, would be good.
Clean	<ul style="list-style-type: none"> • A clean, safe, enjoyable, and bustling city. • A clean city where there is no dirt or garbage on the ground.
Happy	<ul style="list-style-type: none"> • A city filled with happiness and smiling faces of everyone from around the world. • A Shinagawa City where everyone is happy and included, and where everyone is kind.
Kind	<ul style="list-style-type: none"> • I hope that Shinagawa City will be a place that is kind to the Earth. • I hope that Shinagawa City can become a place where everyone is kind and works hard for themselves or others.
Safe	<ul style="list-style-type: none"> • I hope that it can become a city where everyone can live safely and with peace of mind. • I hope that it can become a safe city where the local residents live in harmony.

Group	Free response (examples)
Bright and positive	<ul style="list-style-type: none"> • I hope that it can become a bright and positive city that is free of discrimination, and where everyone enjoys playing. • I hope that everyone in Shinagawa City is safe and healthy, and that it becomes a bright and positive city.
Nature	<ul style="list-style-type: none"> • I hope that it can be a clean place with abundant nature, healthy insects, improved environment, and become a livable place for everyone. • A city with abundant nature where no one litters.
Garbage	<ul style="list-style-type: none"> • Garbage or cigarettes are thrown on the streets sometimes; I hope that will be eliminated. • I hope that we can become a clean country where there is no littering of cigarettes or garbage.

Results of Survey for Shinagawa City Residents (Summary)
March 2024

Published by: Public Relations Section, Planning Department, Shinagawa City
2-1-36 Hiromachi, Shinagawa
03-5742-6643 (direct line)